

Molecular diversity of spirooxindoles. Synthesis and biological activity

Tetyana L. Pavlovskaya¹ · Ruslan Gr. Redkin² · Victoria V. Lipson^{1,3} · Dmytro V. Atamanuk⁴

Received: 18 May 2015 / Accepted: 29 July 2015
© Springer International Publishing Switzerland 2015

Abstract Spirooxindoles are important synthetic targets possessing extended biological activity and drug discovery applications. This review focuses on the various strategies for the enantioselective synthesis of spirocyclic oxindoles relying on reports over the past decade and from earlier work. The spirooxindoles in this review are separated into three structural classes, and then further categorized into the method type from which the spirocycle is generated.

Keywords Spiroheterocyclic systems · Isatin · Oxindoles · Multicomponent reactions (MCRs) · Cycloadditions · Highly functionalised molecules · Diversity-oriented synthesis · DOS

Introduction

Spirooxindole systems are of great interest in a modern organic, medicinal, and natural product chemistry. This type of framework has been found as a core structure of many alkaloids with promising pharmacological activity, such as horsfiline, gelsemine, mitraphylline, spirotryprotatins A, B, and others. The indole scaffold of these compounds is a spiro-ring fused with non-planar bicyclic or polycyclic units of saturated or partially saturated heterocycles. Non-planar structures particularly rigid spatial organized spiro heterocyclic systems have a higher affinity to three-dimensional sites of proteins acting as biotargets than flat aromatic compounds. However, in the modern broad range of pharmaceuticals, spiro compounds are not widely used, and spirooxindoles are absent. At the same time, this type of core is prevalent in a number of spiro leader-compounds and drug candidates with different directions of action [1]. For this reason, investigations of the efficient synthetic routes to compounds with spiroheterocycles or spirocarbocycles at C-2 or C-3 positions of the indole system have increasingly appeared in recent publications. Evidently, among the different synthetic strategies, multicomponent reactions (MCRs) are dominating. For the formation of spirooxindole scaffolds, the three-component condensation of isatin, amino acids and 1,3-dipolarophils, Heck reactions, Michael-Michael-aldol cascades, and many others domino reactions have been used [2]. The regio- and stereoselectivity of these processes are the most discussed in the literature. The highly stereoselective construction of the spirooxindole skeletons with unusual regioselectivity suggests a new avenue of great importance to medicinal chemistry and diversity-oriented synthesis. This review is devoted to diverse methods for the synthesis of compounds containing spirooxindole ring systems, including the ones mimicking specific structures of the natural products.

✉ Tetyana L. Pavlovskaya
tetjanka1@yandex.ru

Ruslan Gr. Redkin
ruslan.red.chem@gmail.com

Victoria V. Lipson
lipson@ukr.net

Dmytro V. Atamanuk
4dmytro@gmail.com

¹ State Scientific Institution, “Institute for Single Crystals” of National Academy of Sciences of Ukraine, Lenina Pr., 60, Kharkov 61002, Ukraine

² National University of Pharmacy, Pushkinska Str., 53, Kharkov 61002, Ukraine

³ State Institution “V.Ya. Danilevsky Institute of Endocrine Pathology Problems”, Academy of Medical Sciences of Ukraine, Artema Str., 10, Kharkov 61002, Ukraine

⁴ Dmytro Atamanuk Mutabilis, 102 Av. Gaston Roussel, Romainville 93230, France

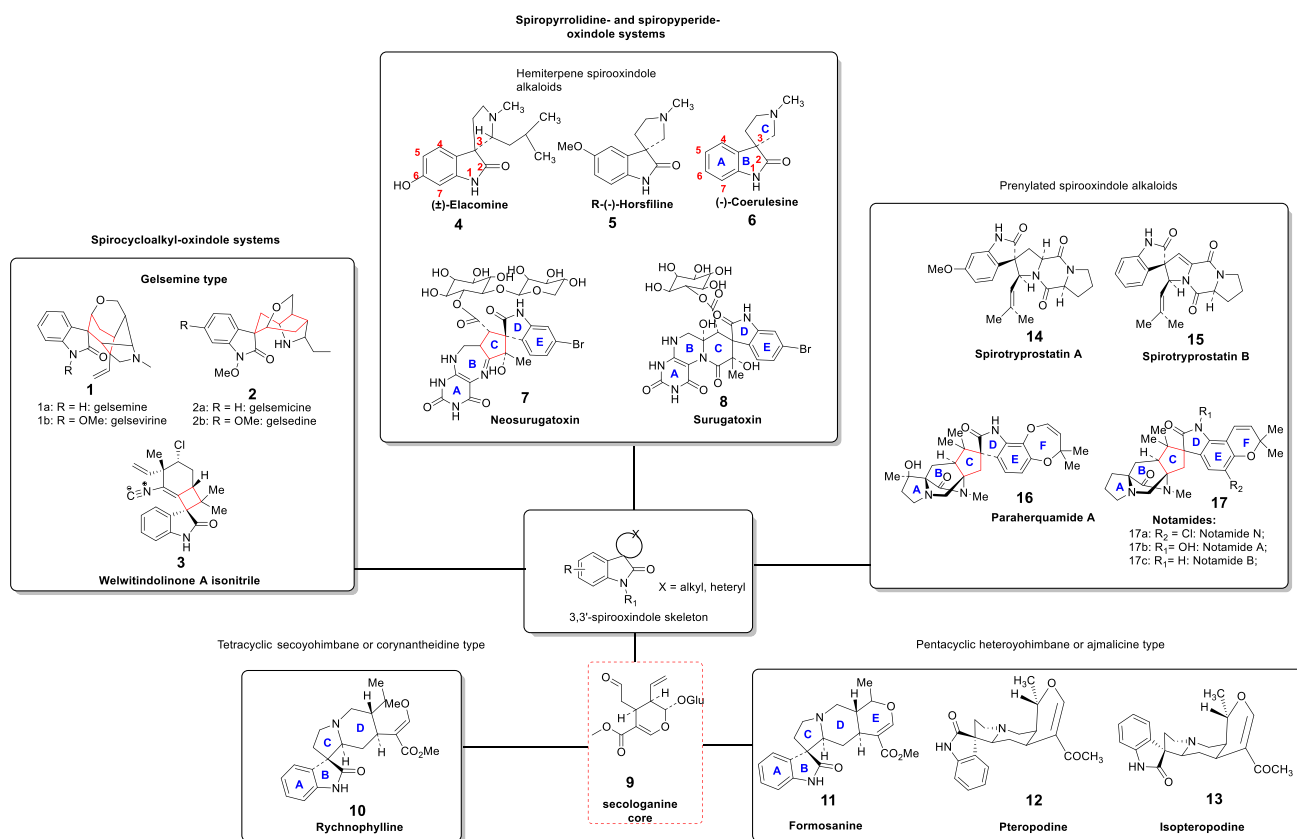


Fig. 1 Natural products containing 3,3'-disubstituted oxindole motifs

Naturally occurring s spirooxindoles

The first isolated spirooxindole alkaloids were spirocycloalkyl-oxindole systems of type **1,2** (gelsemine **1a**, gelsevirine **1b**, gelsemicine **2a**, gelsedine **2b**), which were found in the roots of *Gelsemium sempervirens* and were classified as *Gelsemium* species [3,4]. The 3,3'-spirooxindole skeleton of these compounds is formed by the 2-oxindolic core linked to the cycloalkyl moiety [5] (Fig. 1).

Welwitindolinone A isonitrile **3** is a spirooxindole-containing alkaloid with an antifungal activity derived from the blue-green algae reported by Moore et al. in 1994 [6], which includes a highly functionalized spirocyclobutane oxindole carbon skeleton.

The first hemiterpene spirooxindole alkaloid was isolated in 1968 from the roots of the bush *Elaeagnus commutata*, *Elaeagnaceae*. X-ray diffraction studies helped to determine the structure of compound **4** named (±)-elacomine [7]. The total synthesis of (±)-elacomine and establishing of its absolute configuration was achieved by Pellegrini and co-workers [8].

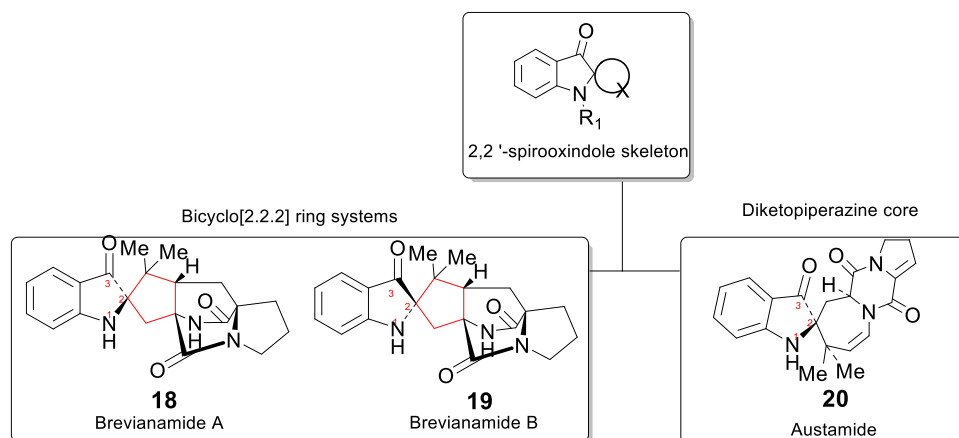
Another simple alkaloid of this group, (-)-horsifiline **5**, was originally obtained from the Malaysian medicinal plant *Horsfildea Superba* (*Myristicaceae*) by Bodo et al. in 1991

[9]. This compound possesses analgesic properties as well as its synthetic spiro[piperidino-3,3'-oxindole] analogs [10]. (-)-Horsifiline **5** is closely related to alkaloid (-)-coerulescine **6** which was isolated in 1997 by Anderton et al. from toxic plants of the South Australian *Phalaris coerulescens* (*Poaceae*) [11].

Neosurugatoxin **7** contains a spiro[indoline-3,4'-pyrrolidine] system. It was extracted by Kosuge et al. from the toxic Japanese *Ivory Shell* and its structure was determined by X-ray crystallographic analysis [12]. It has about 100 times greater antagonistic nicotinic-receptor activity than relative surugatoxin **8**, which contains a piperidone cycle **C** instead of the cyclopentane ring.

The spiropyrrrolidine type of indole alkaloids possessing the same basic terpenoid framework derived from tryptamine and secologanine **9** were discovered in the *Mitragyna* species and tropical lianas of the genus *Uncaria* (*Ourouparia*). They can be further classified into two substructural classes: (1) the tetracyclic secoyohimbane or corynantheidine type (e.g., rynchophylline **10**), and (2) the pentacyclic heteroyohimbane or ajmalicine type (e.g., formosanine **11**) [13]. General traditional medicinal uses of *Uncaria* include treatments for a wide variety of diseases, such as fever, colic, muscular pains, and worm infestations [14–16].

Fig. 2 Natural products containing 2,2'-disubstituted oxindole core



Pteropodine **12** and isopteropodine **13** represent another heteroyohimbine type of oxindole alkaloids with 8-azabicyclo [3.2.1]nonane fragments and act as positive modulators of G protein-coupled muscarinic M₁ acetylcholine and 5-HT₂ (5-hydroxytryptamine) receptors. These compounds can be found in *Uncaria tomentosa*, a Peruvian medicinal plant known as “cat’s claw” [17].

A number of prenylated indole alkaloids containing a diketopiperazine or a bicyclo[2.2.2]diazaoctane ring were derived from various *Aspergillus* and *Penicillium* fungi. The study of their biosynthetic pathways has recently become an area of significant interest. The secondary fungal metabolites spirotryprostatins A **14** and B **15** were found by Osada et al. in *Aspergillus fumigatus* culture medium [18] and were shown to completely inhibit the G2/M progression of cell division in mammalian tsFT210 cells with IC₅₀ values of 197.5 μM and 14.0 μM, respectively [19]. This, in turn, has attracted interest in the synthesis and search of new antitumor agents of this class of compounds [20–22].

Paraherquamide A **16** and notamides **17** contain the unique bicyclo[2.2.2]diazaoctane ring system that is common to this family of natural products and biosynthetically can be the result of an intramolecular Diels-Alder cycloaddition reaction [23].

Spirooxindole systems containing spiro-substituent at position 2 in the 3-oxindole nucleus form a separate group of natural fungal metabolites and are less common than the 3,3'-spirooxindole alkaloids (Fig. 2). Brevianamide A **18** was isolated as the major fluorescent metabolite from culture extracts of the fungus *Penicillium brevicompactum* in 1969 by A. Birch and J. Wright [24]. These compounds possess modest insecticidal activity [25]. Austamide **20** is a cyclo-*L*-Trp-*L*-Pro derivative and contains only one reverse prenyl moiety at position C-2 of the indole ring.

A biological Diels-Alder reaction was proposed as a main route for formation of a unique bicyclo[2.2.2]diazaoctane ring system spirofused with the oxindole skeleton of brevianamides **18**, **19** [26,27]. Brevianamides **18**, **19** can also

be attributed to the group spirocycloalkyl-oxindole systems. Structurally and biosynthetically they are related to paraherquamides **16** and notamides **17** that can act as their metabolites (Fig. 1).

Examples of 3-heteroatom-substituted spirooxindoles are also found in nature, e.g., spiroindoline[3,5']thiazolidine-type phytoalexins from some plants of the family *Cruciferae*, cultivated worldwide. Thus, in 1987 the first oxindole phytoalexin (*S*) – (–)-spirobrassinin **21** was isolated from Japanese radish (*Raphanus sativus*) by Monde et al. [28,29]. Later the (*R*)-(+)–1-methoxyspirobrassinin **22** from kohlrabi (*Brassica oleracea* var. *gongylodes*) [30], (2*R*, 3*R*) – (–)-1-methoxyspirobrassinol methyl ether **23** and N-methoxyspirobrassinol **24** from Japanese radish (*R. sativus*) have been described as stress metabolites. They possess a heteroatom-rich spirocycle with a sulfur atom in the 3-C position (Fig. 3). N-Methoxyspirobrassinol **24** has an unusual hemi-aminal structure and occurs as a mixture of diastereomers [31].

The appealing molecular diversity of the naturally occurring spirooxindole systems increases interest in the design of novel spirooxindole skeletons. In the present review we report on the different approaches for the synthesis of the spirooxindoles depending on the recent advantages of the natural product synthesis.

Synthesis of the spiro[pyrrolidine-3,3'-oxindole] and spiro[pyrrolidine-3,2'-oxindole] systems

Spiropyrrolidinyl-oxindoles can be classified into spiro [pyrrolidine-3,3'-oxindole] and spiro[pyrrolidine-3,2'-oxindole] systems. The spiro[pyrrolidine-3,2'-oxindole] derivatives **B** are synthetically accessible analogs of the alkaloids with the spiro[pyrrolidine-3,3'-oxindole] skeleton **A** (Fig. 4).

The approaches for the design of the spiro[pyrrolidine-3,3'-oxindole] alkaloids were summarized in some recent

Fig. 3 Examples of 3-heteroatom-substituted spirooxindoles

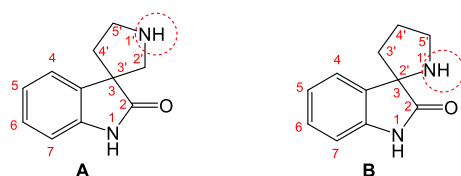
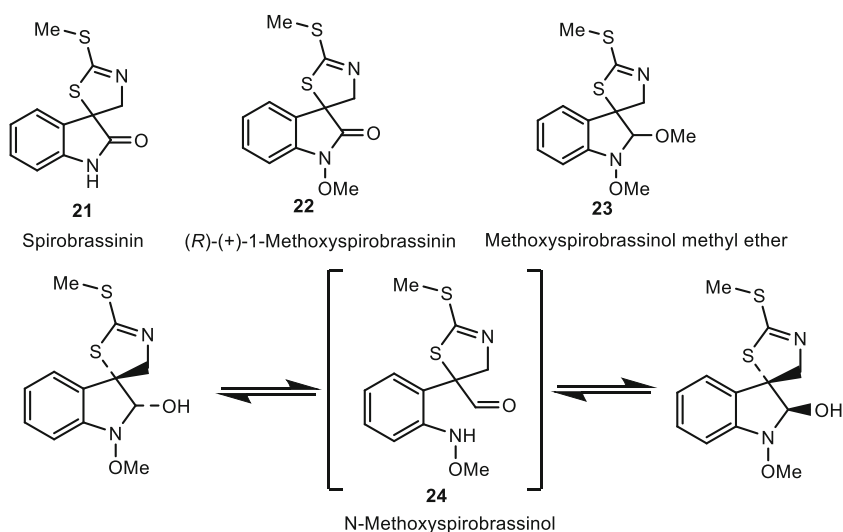


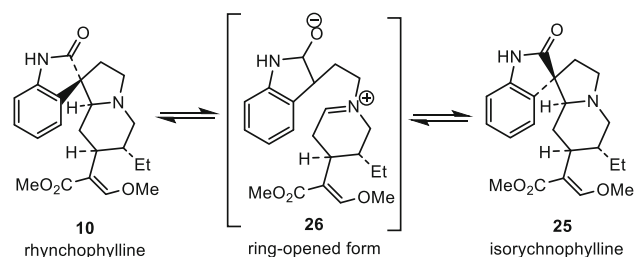
Fig. 4 Spiropyrrolidinyl-oxindole systems

reviews. Marti et al. categorized only the spiro[pyrrolidine-3,3'-oxindoles] construction methods [32], Sh-M. Li presented the report on the prenylated fungal indole derivatives [33], D. Hart classified spiroquinazoline family of alkaloids [34], and G. Singh and Z. Desta focused on the construction of the spirooxindoles derived from isatins [35]. The most recent reviews were devoted to the asymmetric organocatalytic strategies for the synthesis of the spirocyclic oxindoles and to the demonstration of the brief use of spirocyclic scaffolds in drug discovery [36,37].

Mannich reactions and related transformations

The Mannich reaction successfully found application in the construction of a number of the naturally discovered spirooxindol alkaloids. The biosynthetic pathways of the isomerisation reactions of the oxindol alkaloids are based on the retro-Mannich reaction mechanism that was noted by Wenkert et al. in 1959 [38]. The isomerisation of the spiro center of the alkaloids rhynchophylline **10** and isorychnophylline **25** involves the ring-open form **26** (Scheme 1) [39]. The same situation was observed in the case of hemiterpene spirooxindole alkaloid (±)-elacomine **4** [40].

The construction of the spiro[pyrrolidine-3,3'-oxindole] core via an intramolecular Mannich reaction faces problems mostly in controlling the stereochemistry at the quaternary spiro carbon center and neighboring alkyl groups.



Scheme 1 Isomerisation of the spirooxindole alkaloids via retro-Mannich mechanism

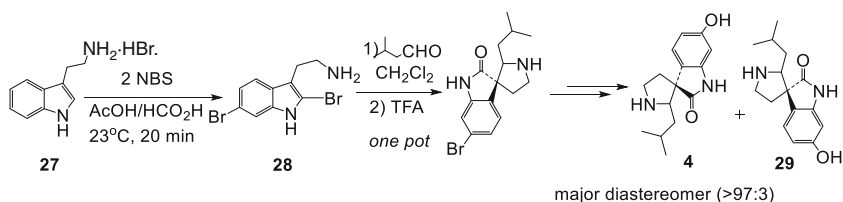
Recently, a number of successful attempts were made to solve this problem [32]. The Pictet-Spengler/oxidative rearrangement sequence involving β -carboline and the intramolecular Mannich-type condensation of tryptamine- and tryptophan-based oxindoles represent the classical routes of the indole-based natural compound synthesis. Miyake et al. reported the synthesis of elacomine **4** and isoelacomine **29** from 2,6-dibromotryptamine **28** as a new stereoselective method for the spiro[pyrrolidine-3,3'-oxindoles] formation (Scheme 2) [40].

S. Danishefsky and F. Nussbaum utilized the Mannich condensation for the synthesis of spirotryprostatin B **15** from a readily accessible tryptophan methyl ester **30** and prenyl aldehyde **32**. A mixture of diastereoisomeric spiro[pyrrolidine-3,3'-oxindoles] **33** through several synthetic pathways was then converted into spirotryprostatin B **15** (Scheme 3) [41].

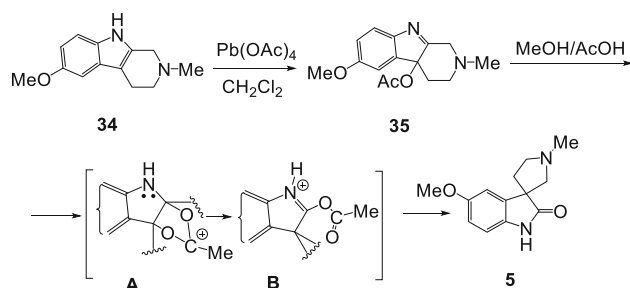
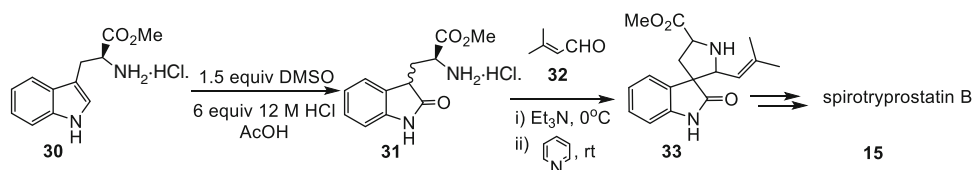
Oxidative rearrangements of tetrahydro- β -carboline and relative systems

Tetrahydro- β -carboline are useful starting materials for the construction of the spiro[pyrrolidine-3,3'-oxindoles]. The first transformation of tetrahydro- β -carboline to spirooxin-

Scheme 2 Synthesis of elacomine and isoelacomine by stereocontrolled spirocyclization of 2-halotryptamines



Scheme 3 The Mannich route to the spirotryprostatin B from tryptophan methyl ester



Scheme 4 Acid-catalyzed oxidative rearrangement in the synthesis of horsfilline

dole alkaloid (\pm)-horsfilline **5** was described by Bodo et al. in 1991 [8]. Thus, the reaction of tetrahydro- β -carboline **34** with $\text{Pb}(\text{OAc})_4$ led to 4 α -acetoxyindolenine **35**, which was further converted into the intermediates **A** and **B** by an acid-catalyzed rearrangement resulting in horsfilline **5** as a racemic mixture (Scheme 4) [42].

A number of authors applied the Pictet–Spengler/oxidative rearrangement method involving a prenyl-substituted tetrahydro- β -carboline [43] and different tryptamines [44] as starting materials that lead to the spirooxindole hemiterpene alkaloids (\pm)-horsfilline **5**, (\pm)-elacomine **4** and (\pm)-coerulescine **6**.

Other types of the oxidative methods of conversion of indoles into spirocyclic oxindoles include the diastereospecific Sharpless osmylation process, *tert*-butyl hypochlorite, lead tetraacetate, and sodium tungstate as oxidants. Thus, A. Peterson and J. Cook described a highly diastereoselective synthesis of the spirooxindole diastereomers **41,42** through the conversion of N_a -methylated indoloketones **36** by utilizing the Sharpless osmylation process for an asymmetric dihydroxylation (Scheme 5) [45]. The employment of dihydroquinine 4-chlorobenzoate (DHQ-CLB) as the ligand led to the diastereoselective (94 % *de*) formation of oxindole **42a**.

The simple, convenient and stereospecific method of preparation of the spiroketooxindole **44–46** in high yield by utilizing *tert*-butyl hypochlorite was described by P. Yu and J. Cook [46]. The diastereomers **46** were obtained after treat-

ment of the N_b -benzyl tetracyclic ketone **43** with *t*-BuOCl. The same process with N_b -H or N_b -benzoyl substituted analogs finished the diastereomers **44** and **45**, respectively (Scheme 6). These derivatives are of use as templates for the total synthesis of the voachalotine-related oxindole alkaloids.

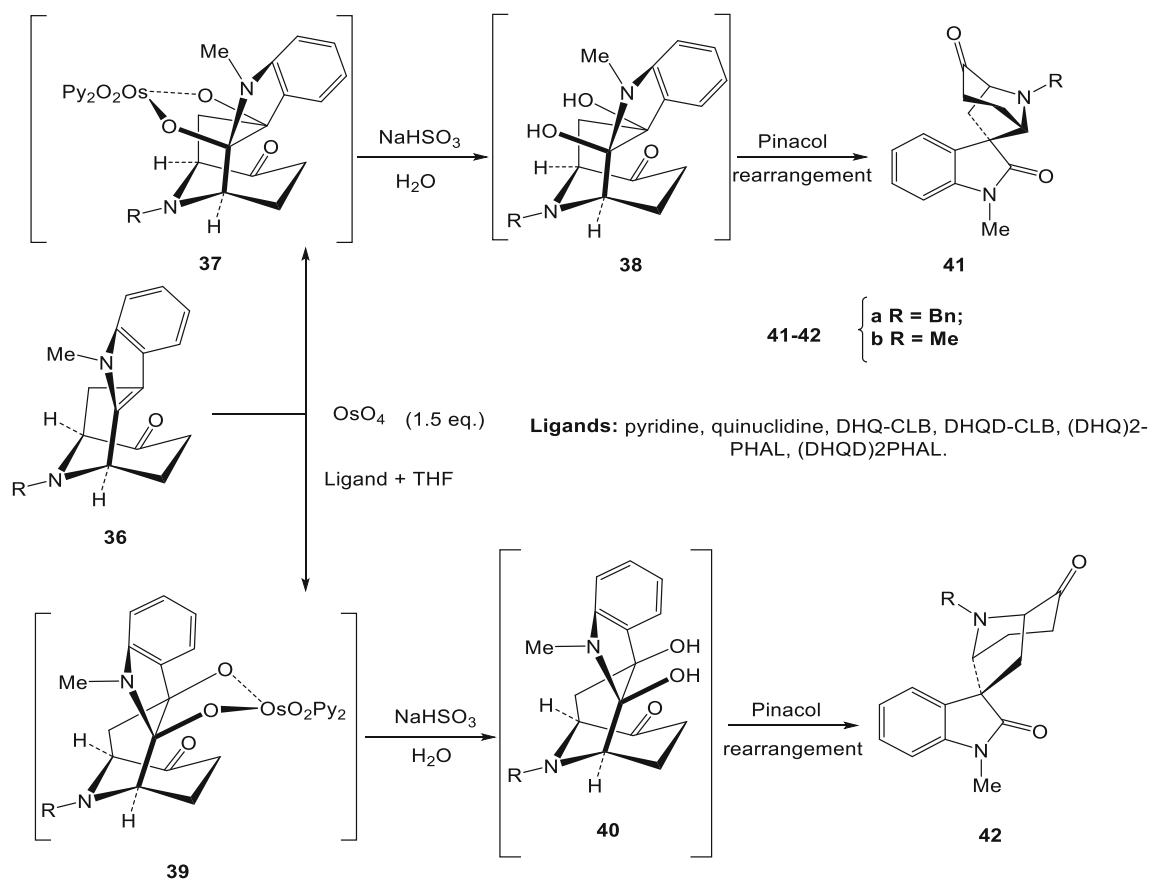
Somei et al. proposed a method for the selective hydroxylation of the nitrogen atom of indolic cycle by the oxidation of β -carbolines **34** in the presence of hydrogen peroxide and sodium tungstate [47]. The resulting 9-hydroxy- β -carboline **47** was easily converted to (–)-coerulescine **6** (Scheme 7).

Intramolecular heck reactions and similar conversions in spiro[pyrrolidine-3,3'-oxindoles] synthesis

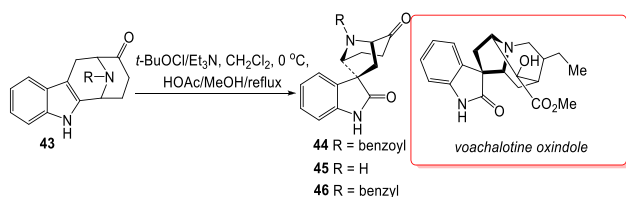
The highly esteemed Heck reaction is particularly useful for the construction of the asymmetric quaternary carbon centers as well as preparing the 3,3'-disubstituted oxindoles and other complex natural products [48].

Kamisaki et al. performed the synthesis of the spiro [pyrrolidine-3,3'-oxindole] **49** through the intramolecular domino cyclization of carbamoyl chloride **48** in the presence of catalysts, such as $\text{Pd}(\text{OAc})_2$ with Cs_2CO_3 or Pd^0 with $\text{Bi}(\text{OTf})_3$, in the absence of any base [49,50]. The reaction without Cs_2CO_3 took place smoothly to give the desired spirooxindole **49** as a major product. However, the Pd^0 -catalyzed reaction of **48** in the presence of $\text{Bi}(\text{OTf})_3$ (10 mol%) and 1,1'-bis(diphenylphosphino)ferrocene (DPPF) provided spirooxindole **49** in a 52 % yield with no diene **50** contamination (Scheme 8).

L. Overman and M. Rosen achieved the total synthesis of spirotryprostatin B **15** and three stereoisomers through the stereoselective asymmetric Heck cyclization followed by the capture of the resulting η^3 -allylpalladium intermediate that led to the pentacyclic system and the C3-C18 stereorelationship in a single step (Scheme 9) [51]. It was discovered that cyclization of the key intermediate **51** with 10 % $\text{Pd}_2[\text{DBA}]_3 \cdot \text{CHCl}_3$, 40 mol% (otol)₃P and an excess of AcOK in THF at 70 °C readily led to the formation of a 1:1 mixture of spirooxindole **52** and its isomer. Use of the chiral



Scheme 5 Conversion of N_α -methylated indoloketones by the Sharpless osmylation process



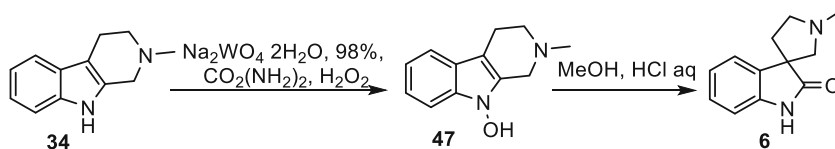
Scheme 6 Simple method to prepare spiroketooxindole by treatment with *tert*-butyl hypochlorite

palladium catalyst ($\text{Pd}_2[\text{DBA}]_3$ / (*S*)-BINAP-catalyzed) controlled the stereochemical outcome of the formation of the first carbon-carbon bond. Cleavage of the SEM protecting group

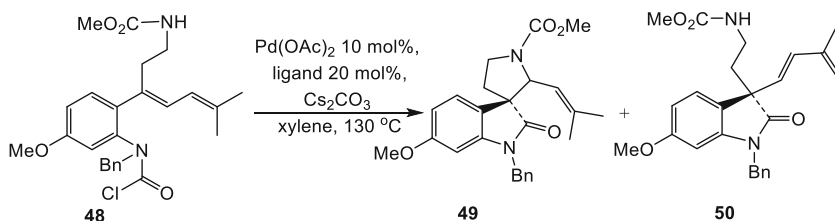
from **52** and chromatographic purification led to spirotryprostatin B **15**.

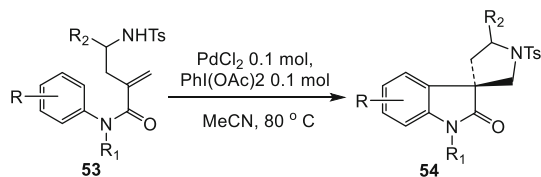
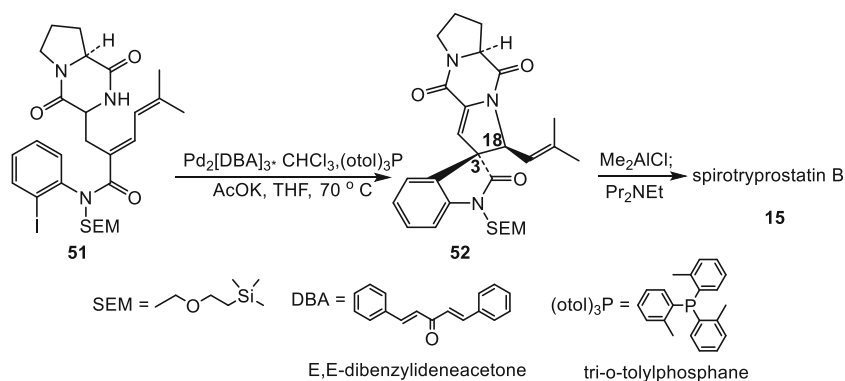
Recently, Zhu et al. developed an oxidative palladium-catalyzed carbo-heterofunctionalization of alkenes through a direct intramolecular aromatic C-H functionalization (Scheme 10) [52]. The conversion of simple *N*-aryl acrylamides **53** into acetoxylated 3,3'-spiropyrrolidinyloxindoles **54** was performed by utilizing MeCN (c 0.1 M) in the presence of PdCl_2 (0.1 equiv) and $\text{PhI}(\text{OAc})_2$ (2 equiv) at 80 °C in 37–52 % yield. This domino carboamination process was shown to be applicable to various substrates.

Scheme 7 Two-step oxidative rearrangement of hexahydro- β -carboline with sodium tungstate



Scheme 8 Domino Pd-catalyzed spirooxindole formation



Scheme 9 Synthesis of spirotryprostatin B via Heck reaction**Scheme 10** Spirocyclization by oxidative Pd-catalyzed carboheterofunctionalization of N-aryl acrylamides

The biologically active spiropyrrolidine-3,3'-oxindoles **56** were synthesized via the Pd-catalyzed domino spirocyclization process from the linear anilides **55** [53]. The selection of the ligand affects the pathway of the formation of the product from amide **55** through Heck or aminopalladation processes. The 2-di-*tert*-butylphosphino-2'-methylbiphenyl was used as the most effective ligand in the key step of the *trans*-aminopalladation of the double bond (Scheme 11).

Jaegli et al. developed the intramolecular domino Heck/cyanation sequence allowing ready access to diversely func-

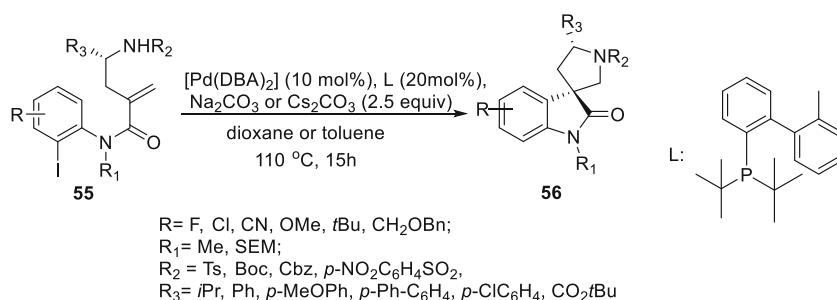
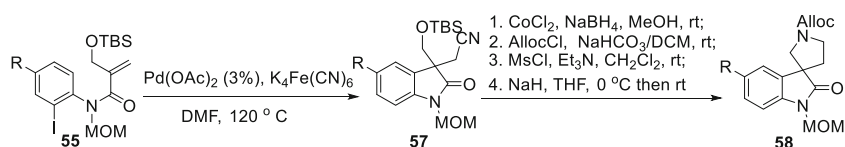
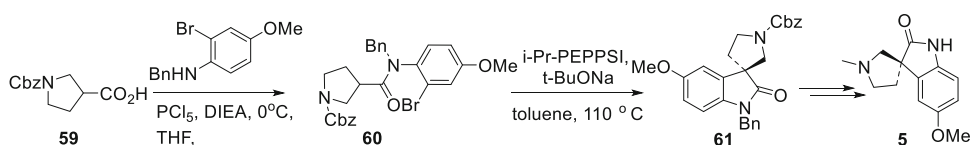
tionalized 3-alkyl-3-cyanomethyl-2-oxindoles **57**, and converted them into described 3,3'-spiropyrrolidinyloxindoles **58** using methoxymethyl acetal (MOM) protected anilides **55** as common starting materials (Scheme 12) [54].

The Pd-catalyzed intramolecular R-arylation of amides **60** was applied to the synthesis of spirooxindole natural products and its derivatives. Thus, Maison et al. presented a new synthesis of horsfiline **5**, giving the natural product in only four steps from commercially available carboxybenzyl (Cbz) protected pyrrolidine-2-carboxylic acid **59** (Scheme 13) [55].

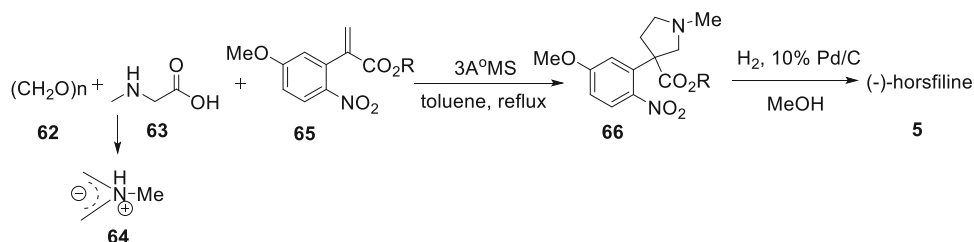
1,3-Dipolar cycloaddition reactions in the synthesis of spiropyrrolidinyl-oxindole systems

Methods for the construction of the 3,3'-spirooxindole core

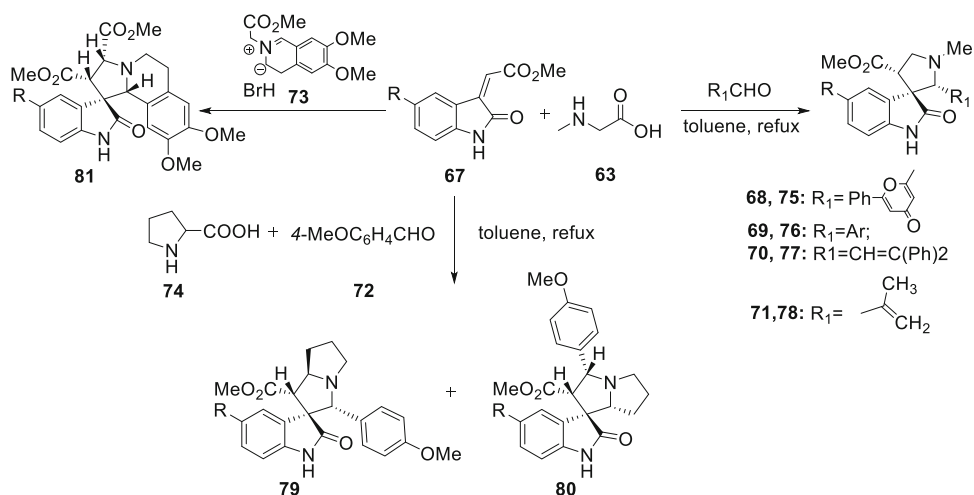
The 1,3-dipolar cycloaddition reactions are regarded as one of the most useful processes in the synthesis of the five

Scheme 11 Spirocyclization of substituted anilides**Scheme 12** 3-Functionalized-3-cyanomethyl-oxindoles precursors of 3,3'-spiropyrrolidinyl-oxindoles**Scheme 13** Total synthesis of horsfiline **5**

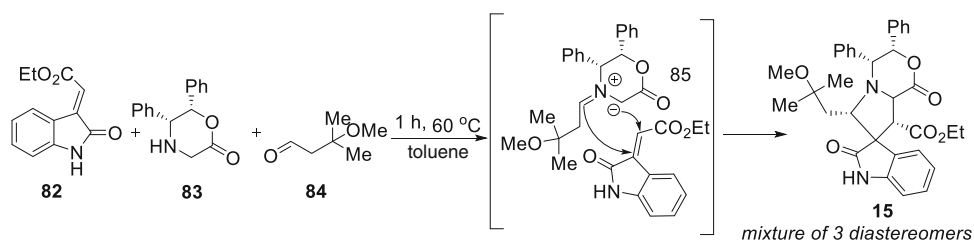
Scheme 14 Synthesis of (-)-horsfiline via 1,3-dipolar cycloaddition reaction



Scheme 15 Using oxindolylidene acetate as 2- π components in 3,3'-spirooxindole core construction



Scheme 16 Three-component reaction based on the asymmetric 1,3-dipolar cycloaddition of a chiral azomethine ylide to an ethyl oxindolylidene acetate



membered heterocyclic ring. Among the various dipoles, azomethine ylides were shown to be the most utilized in recent years in the construction of the pyrrolidine derivatives by the reaction with alkenes. This method can be applied for the synthesis of spiro[pyrrolidine-3,3'-oxindoles] and spiro[pyrrolidine-3,2'-oxindole] systems. Thus, Palmisano et al. represented the synthesis of the (-)-horsfiline **5** based on the reaction of N-methyl-azomethine ylide **64** prepared *in situ* from formaldehyde **62** and sarcosine **63** with alken **65** followed by reductive heterocyclization (Scheme 14) [56].

The 1,3-dipolar cycloadditions of azomethine ylides to 2-oxindolin-3-ylidene derivatives were investigated by a number of authors [57,58]. Methyl oxindolylidene acetate **67** can be used as a 2- π component in reactions with a wide range of different azomethine ylides generated *in situ* from sarcosine **63** and the corresponding carbonyl compounds (6-phenyl-4H-pyran-4-one-2-carbaldehyde **68**, aldehydes **69–72** and isoquinolinium bromide **73**) (Scheme 15). It is noteworthy that when using the anise aldehyde **72**

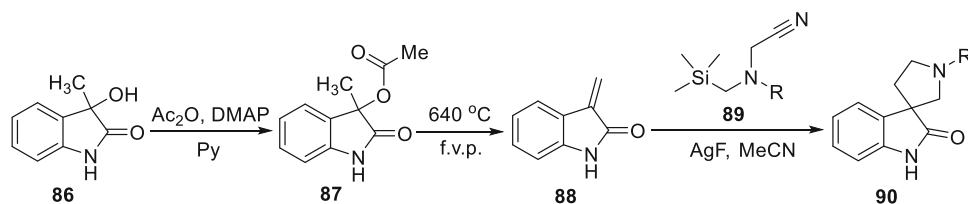
and *D, L*-proline **74** the resulting product was obtained as a mixture of isomers **79** and **80**.

Williams et al. proposed another method of spirotryprostatin B **15** synthesis based on the asymmetric 1,3-dipolar cycloaddition of a generated *in situ* chiral azomethine ylide **85** to the ethyl oxindolylidene acetate **82** (Scheme 16) [59].

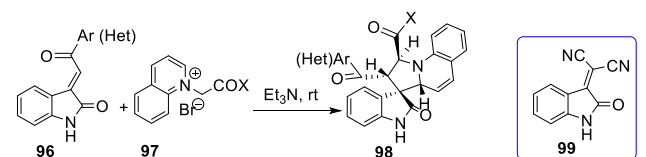
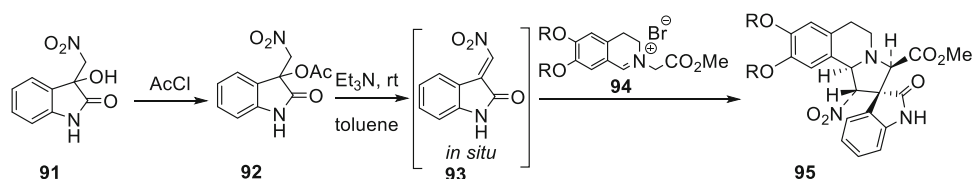
Utilization of the 3-methylideneindolin-2-one **88** and its derivatives as 1,3-dipolarophiles in the synthesis of the natural spiro[pyrrolidine-3,3'-oxindoles] allows avoiding the step of the 5-carboxyl group removal [60,61]. This synthon can be prepared by flash vacuum pyrolysis of the ester **87** in a 60–89 % yield. Cycloaddition reactions of **88** and of the 1-(trimethylsilylmethyl)piperidine-2-carbonitrile **89** gave spirooxindoles **90** in 4–20 % yields (Scheme 17).

3-Nitromethyleneoxindole **93** can be also successfully used as a 1,3-dipolarophile in 1,3-dipolar cycloadditions only under neutral conditions [62]. Various 3,3'-spirooxindole compounds **95** were stereoselectively obtained in one cycloaddition step by treating the mixture of nitroderivatives

Scheme 17 Utilization of the 3-methylideneoxindole in the spiro[pyrrolidine-3,3'-oxindoles] synthesis



Scheme 18 Utilization of the 3-nitromethyleneoxindole **93** in the spiro[pyrrolidine-3,3'-oxindoles] synthesis

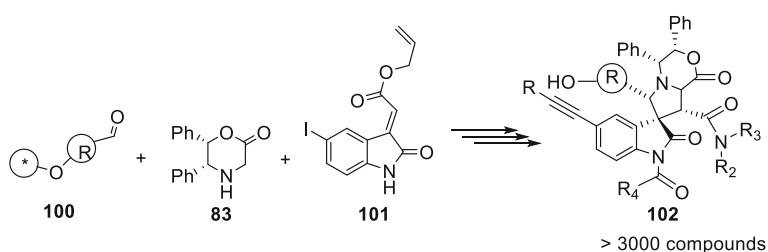


Scheme 19 1,3-Dipolar cycloaddition of the N-phenacyl-quinolinium ylides to ethylideneindolin-2-ones

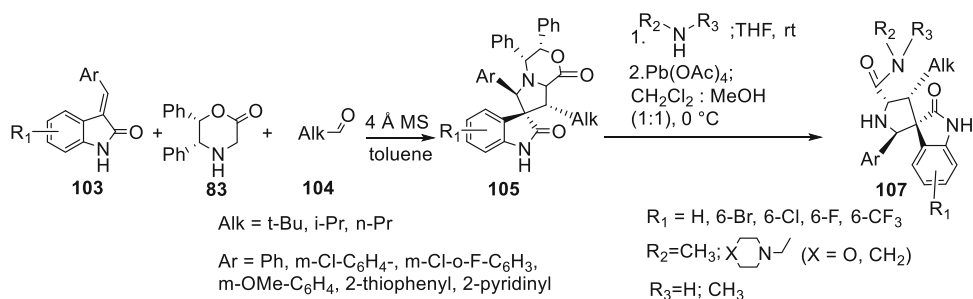
92 and isoquinolinium salt **94** with two equivalents of triethylamine in toluene at room temperature (Scheme 18).

Serov et al. synthesized a series of 3,3'-spirooxindoles **98** by the cycloaddition of the phenacyl-quinolinium ylides **97** to the 3-[(*E*)-2-aryl(hetaryl)-2-oxoethylidene]indolin-2-ones **96**. However, completely substituted activated olefin—2-oxo-(3*H*)-indole-3-ylidene-malononitrile **99** did not react with phenacyl-quinolinium ylides **96** as a dipolarophile (Scheme 19) [63].

Scheme 20 The Lewis acid mediated split-pool synthesis of the library of 3,3'-spirooxindoles



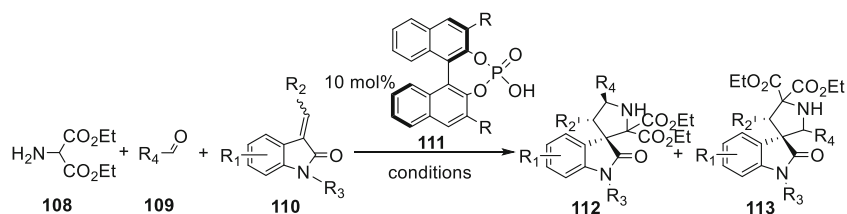
Scheme 21 Synthesis of a series of 3,3'-spirooxindoles with an antitumor activity



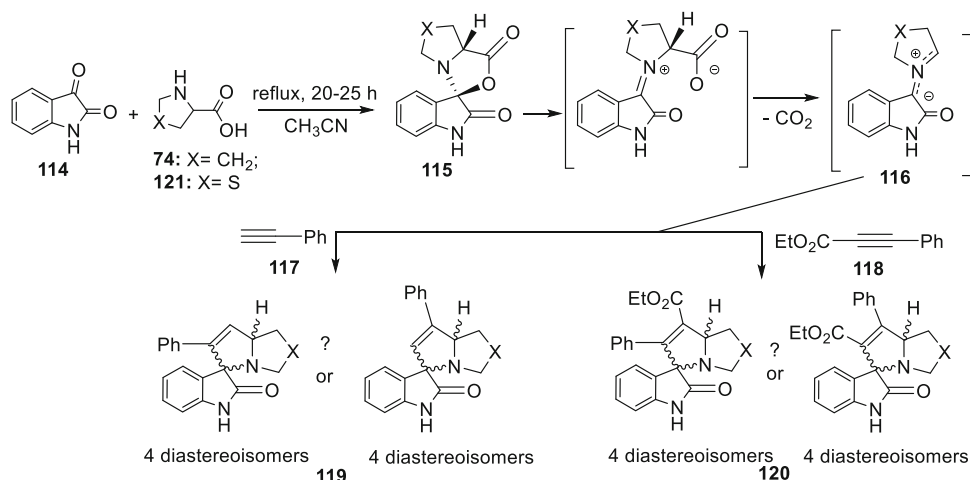
Schreiber et al. reported the split-pool synthesis of more than 3000 3, 3'-spirooxindoles **102** on the high capacity macrobeads [64]. The key reaction to assemble stereoselectively the 3, 3'-spirooxindole core is a Williams' three-component coupling of **83**, the allyl ester of 5-iodo-2-oxindolyl-3-idene acetate **101** and the macrobead-supported aldehydes **100** in the presence of mild Lewis acids (Mg(ClO₄)₂) to promote the reaction (Scheme 20).

Wang et al. have used a similar Williams' approach and synthesized a series of 3,3'-spirooxindoles **107** that could act as potent, specific small-molecule inhibitors of the MDM2-p53 interaction with antitumor activity [21,65]. The key step is an asymmetric 1,3-dipolar cycloaddition reaction of 3-arylidene-2-oxindoles **103** with morfolinone **83** and aliphatic aldehyds **104**. The amination of 3,3'-spirooxindoles **105** and mild oxidative hydrolysis leads to the target compounds **107** (Scheme 21) [67].

Scheme 22 Asymmetric cycloaddition reactions of substituted methyleneindolinones catalyzed by chiral phosphoric acids



Scheme 23 The reaction of isatin with cyclic α -amino acids in the presence of dipolarophiles



Chen et al. described the asymmetric catalytic three-component 1,3-dipolar cycloaddition of a broad range of methyleneindolinones **110** with amino esters **108** and aldehydes **109** in the presence of chiral phosphoric acids **111**, which regioselectively led to the spirooxindols **112** and **113** in high yields under mild conditions (Scheme 22) [68].

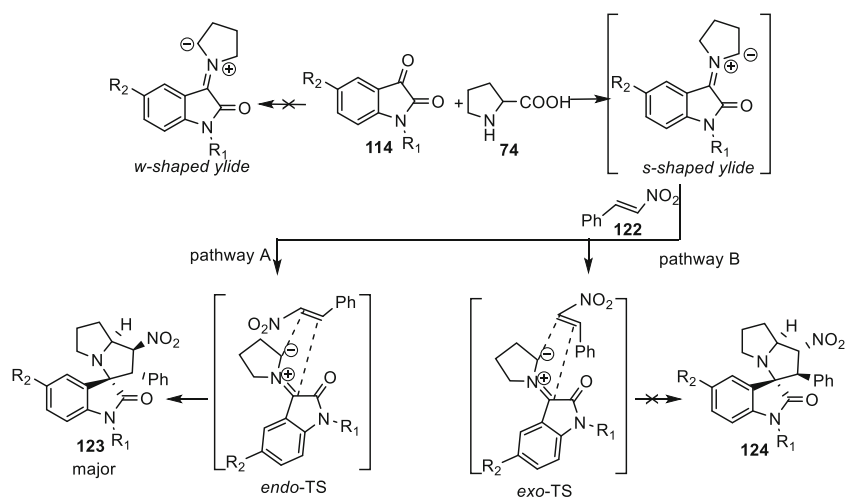
The reaction of 1,3-dipolar cycloaddition with azomethine ylides, obtained from isatin and α -amino acids for 3,2'-spirooxindole core building

The domino 1,3-dipolar cycloaddition reactions of azomethine ylides, generated *in situ* through the decarboxylative condensation of isatins and α -amino acids, with various dipolarophiles, are shown to be the most useful methodology for the regio- and stereoselective formation of a variety of complex 3,2'-spirooxindoles [69]. In 1970, Rizzi reported evidence for the formation of the nonstabilized azomethine ylide intermediate from the decarboxylative condensation between sarcosine and benzophenone. The way of generating the azomethine ylide is believed to proceed through the initial formation of the oxazolidinone, which eliminates carbon dioxide while heating [70]. In the 1990s, Grigg et al. reported on similar reactions by using proline and other α -amino acids as azomethine ylides precursors and methyl acrylate and α , β -unsaturated ketones as dipolarophiles forming spiro-pyrrolidine-oxindoles [71–73]. Recently, this substantial method has found many applications in combinatorial chemistry due its simplicity and variability [74,75].

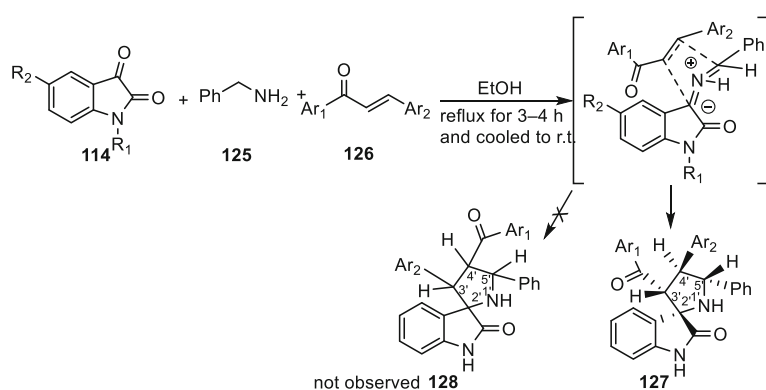
One of the interests of theoretical investigations of the regioselectivity in 1,3-dipolar cycloadditions is related to high level *ab initio* methods for the calculation of transition states and activation parameters. Thus, theoretical studies have been carried out to study the stereochemistry of the cycloadducts **119** and **120** from the interaction between the azomethine ylide **116** derived from isatin **114** with L-proline **74** or thiazolidine-4-carboxylic acid **121** and dipolarophiles **117** and **118**. Geometry optimization of azomethine ylide **116** points out on its planar structure. The planar proline ring lies in the same plane with the isatin moiety. The authors of this research described the selected products as stereoisomers **115**, **119** and **120** but they completely failed to prove their stereochemistry by the relevant methods (Scheme 23) [76].

In the past decades, the understanding of the mechanism in the 1,3-dipolar cycloaddition reactions has grown from an advantageous cooperation between theory and experiment and continues to arouse a real interest. The regio- and stereochemistry of these reactions may be affected by the appropriate dipole and dipolarophile steric and electronic effects or by using a catalyst. Thus, Sarrafi et al. reported the synthesis of spironitropyrrolizines **123** via cycloaddition of isatins **114**, proline **74** and (*E*) – β -phenyl nitroolefins **122** (Scheme 24). The theoretical investigation of all possible regio- and stereocycloaddition pathways of formation of cycloadducts **123** showed that the S-shaped ylide goes through the cycloaddition via an endo-transition state (pathway B) excluding the obtaining of the *exo*-TS cycloadduct

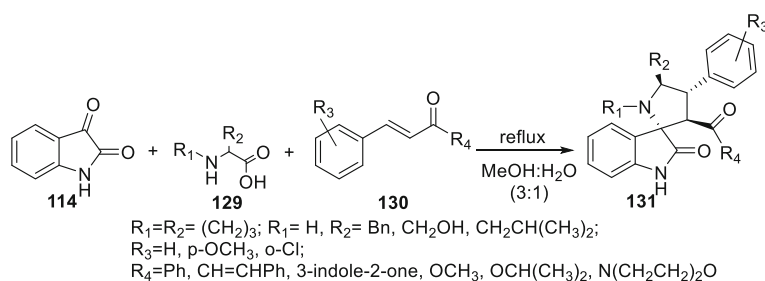
Scheme 24 Proposed mechanism for the cycloaddition of the azomethine ylides with nitrostyrene



Scheme 25 The synthesis of the spiropyrrolidine oxindoles via a multicomponent 1,3-dipolar cycloaddition reaction of isatins, benzylamine and chalcones



Scheme 26 Synthesis of the spiropyrrolidine oxindoles via a multicomponent 1,3-dipolar cycloaddition reaction of isatin, α -amino acids, and (*E*)- β -substituted-styrenes

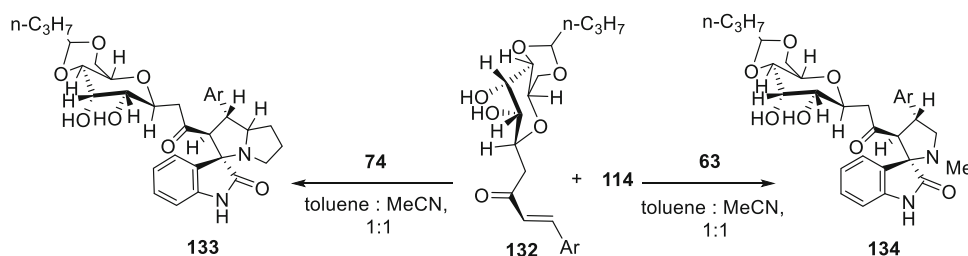


[77]. Later studies had shown that the regioselectivity of the reaction of isatin, *L*-proline, and (*E*)- β -phenyl nitroolefins **122** was affected by solvent and temperature, and was independent of the ratio of the reactants [78].

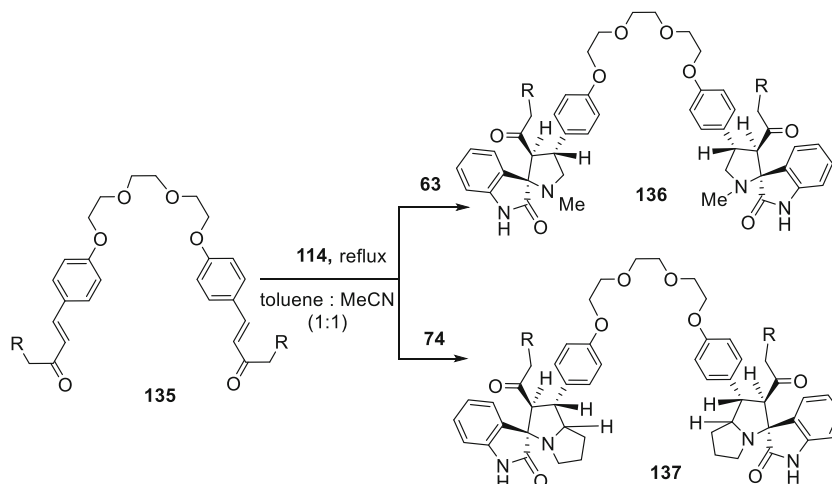
Later, this group of authors synthesized a series of spiropyrrolidine oxindoles **127** via a multicomponent 1,3-dipolar cycloaddition reaction of isatins **114**, benzylamine **125** and chalcone derivatives **126** (Scheme 25) [79]. Indeed, this way of synthesis of target spirooxindoles **127** is also attractive because the pool of primary fatty-aromatic amines is much more diverse than the α -amino acids. The possible product **128** was not observed. The calculations of the molecular mechanism of the cycloaddition showed the key role of the [1,5]-H shift in the azomethine ylide generation.

There are many reports in the literature on the formation of spiropyrrolidine oxindoles by the reaction of azomethine ylides, generated from α -amino acids and isatins, with α , β -unsaturated ketones (chalcones). Both *N*-unsubstituted and *N*-substituted α -amino acids have been employed in the study [80]. Thus, a series of spiro[pyrrolidine-3,2'-oxindole] derivatives **131** were synthesized by 1,3-dipolar cycloaddition reaction of isatin **114**, α -amino acids, **129** and (*E*)- β -substituted-styrenes **130** (chalcones, cinnamic esters, and amide) (Scheme 26). Bioactivity screening conducted by Chen et al. showed that compounds **131** exhibited an anti-tumor activity in the A549 and P388 cell lines, and several compounds were found to be active under the concentration of 10^{-4} M [81].

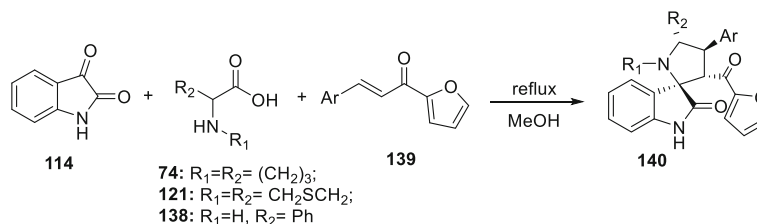
Scheme 27 Easy access to sugar-based spirooxindolopyrrolidines and -pyrrolizidines



Scheme 28 Synthesis of sugar-based ether-linked dispirooxindolopyrrolidine or -pyrrolizidines



Scheme 29 Synthesis of oxindole-fused furanyl-grafted spiropyrrrolidines



Hemamalini et al. presented efficient one-pot synthesis of novel sugar-based spirooxindolopyrrolizidines **133** or -pyrrolidines **134** based on the [3+2] cycloaddition reaction with α , β -unsaturated β - C-glycosidic ketones as dipolarophiles (Scheme 27) [82].

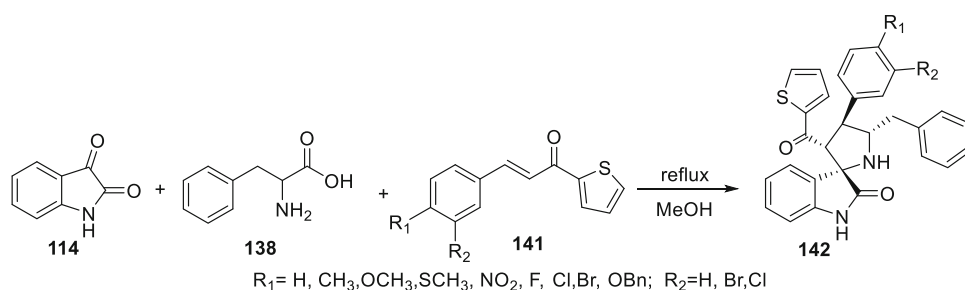
The method utilizing azomethine ylides, derived from isatin **114** and sarcosine **63** or L-proline **74**, with ether linked α , β -unsaturated- β - C-glycosidic ketones **135** ($R=\beta$ - C-glycosidyl) as a dipolarophiles was proposed by the same authors (Scheme 28) [83].

Recently, Guansheng Wu et al. prepared a series of spirooxindolo-pyrrolidines, pyrrolizidines, and pyrrolothiazoles **140** by regioselective, three-component reactions between α , β -unsaturated ketones with furanyl substituents **139** and unstable azomethine ylides generated *in situ* from isatin **114** and different α -amino acids (L-proline **74**, thiazolidine-4-carboxylic acid **121**, phenylalanine **138**) (Scheme 29). The synthesized compounds were screened for their antibacterial activities against a spectrum of pathogens [84].

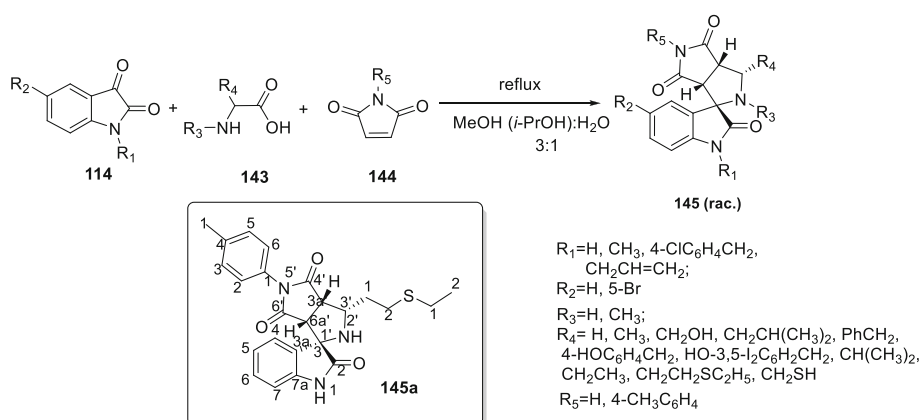
Another example represents a synthesis of spiro pyrrolidines **142** by cycloaddition reaction of azomethine ylide generated from phenylalanine **138** and isatin **114** with (E)-3-aryl-1-(thiophen-2-yl) prop-2-en-1-ones **141** for a good yield. The reaction proceeded with high regio- and stereoselectivity (Scheme 30). All the synthesized compounds have been evaluated for their anti microbial activity against *Echerichia coli*, *Enterobacter aerogens*, *Shigella flexneri*, *Salmonella typhimurium* *Candida albicans*, and *Aspergillus niger* using the Agar-Agar well diffusion method. The position of the substituent on the phenyl ring significantly influenced anti-microbial activity, with an activity order of p-F > p-Br > m-Br > p-Cl > m-Cl derivatives [85].

Various applications of the “classical” dipolarophiles, such as 1-aryl-1H-pyrrole-2,5-diones (N-arylmaleimides) were reported by different groups of authors. Most of the synthesized compounds revealed moderate anti-tumor properties against HCT116 (colon), MCF7 (breast), and HEPG2 (liver) human tumor cell lines [86,87]. The most recent report describes our employment of acyclic α -amino acids in these

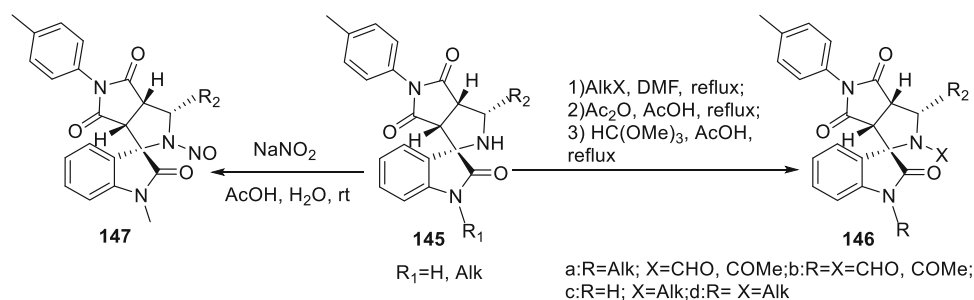
Scheme 30 Synthesis of oxindole-fused thiophenyl-grafted spiropyrrolidines



Scheme 31 N-arylmaleimides in the synthesis of spiro[indole-3,2'-pyrrolidin]-2-ones

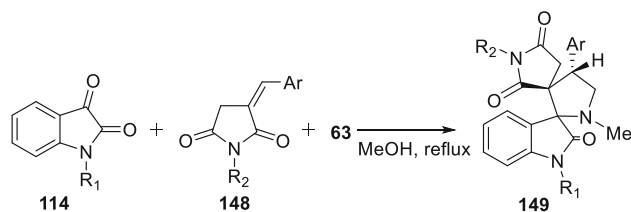


Scheme 32 Further derivatization of synthesized spiropyrrolidine oxindoles



reactions and the associated stereoselectivity problems of cycloaddition. There was established a stereochemical direction of the cycloaddition of maleimides **144** to azomethine ylides obtained from isatins **114** and acyclic α -amino acids **143**, including sulfur-containing ones (cysteine, ethionine). The resulting compounds **144** were obtained in two enantiomeric cyclic forms having a *cis* configuration of methine protons in the pyrrolo[3,4-*c*]pyrrole system. The clarification of the mutual disposition of the protons in the pyrrolidine ring of **145a** was carried out by using 2D NMR analysis (NOESY, COSY, HSQC, HMBC) (Scheme 31).

The presence of an NH group within the pyrrolidine ring of compounds **145** enabled the study of alkylation, acylation, and nitrosation reactions characteristic of secondary amines. It might be stated that the primary target of electrophilic attack was the N-2' nitrogen atom of the pyrrolidine ring while employment of K_2CO_3 enabled the alkylation to be

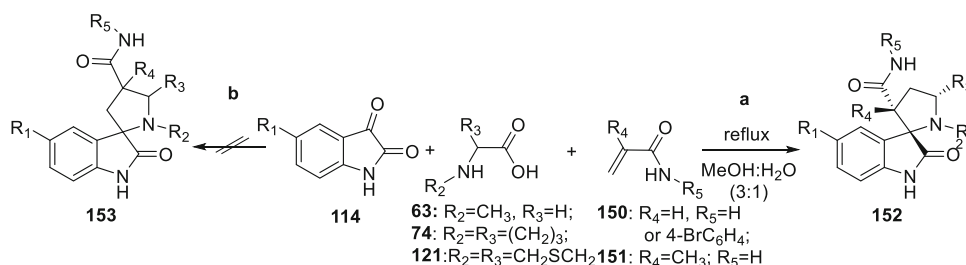


Scheme 33 Utilization of 3-benzylidene-1-alkyl-pyrrolidine-2,5-diones as dipolarophiles

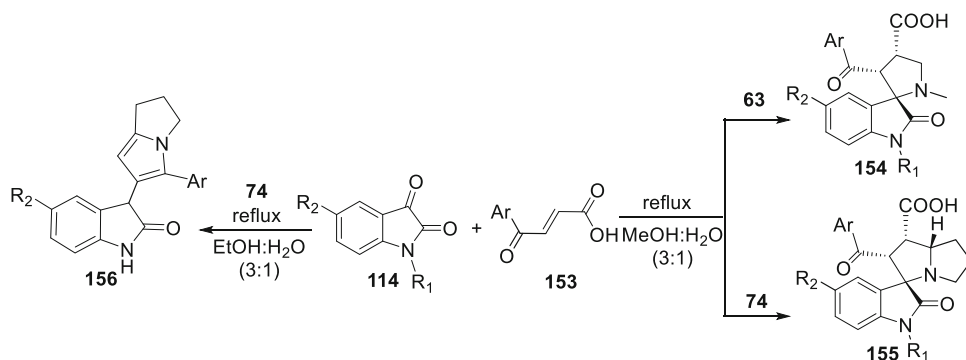
carried out both at the N-1 and N-2' nitrogen atoms (Scheme 32) [88].

Conversion of N-maleimides **144** into 3-benzylidene-1-alkyl-pyrrolidine-2,5-diones **148** enabled synthesis of series of novel dispiropyrrolidines **149** through 1,3-dipolar cycloaddition of an azomethine ylide generated from sarcosine **63** and isatins **114** (Scheme 33) [89].

Scheme 34 Utilization of unsymmetrical dipolarophiles acrylamides and methacrylamide in 1,3-dipolar cycloaddition reactions



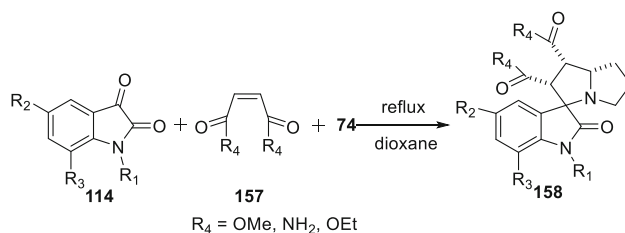
Scheme 35 The three-component reaction of isatins, sarcosine/proline and aroylacrylic acids



There are some publications on the use of esters of acrylic and cinnamic acids as dipolarophiles [72,90]. In a recent study we put previously unemployed unsymmetrical dipolarophiles acrylamides **150** and methacrylamide **151** in the cycloaddition with azomethine ylides obtained from isatin **114** and sarcosine **63** or from cyclic α -amino acids (proline **74**, thiazolidine-4-carboxylic acid **121**). The cycloaddition of azomethine ylides to acrylamides may occur along two routes (a and b) and lead to the formation of compounds **152** or **153**, respectively (Scheme 34). However, a regioselective formation of spiro[indole-3,2'-pyrrolidin]-2-ones **152** was confirmed by ¹H NMR spectra [91].

Aroylacrylic acids **153** were for the first time successfully used in this three-component reaction as unsymmetrical dipolarophiles [92]. The domino-reaction of dipolarophiles **153** with isatins **114** and sarcosine **63**/proline **74** led to spiropyrrolidines **154** and spiropyrrolizidines **155** in moderate to good yields. All experiments showed the formation of only one type of regioisomer. The higher reactivity of aroylacrylic acids affects the reaction time, which is decreased to 10–15 min by refluxing in a mixture of methanol and water. Interestingly, the long-term heating of isatins **114**, aroylacrylic acids **153**, and proline **74** leads to the formation of novel rearranged products **156** (Scheme 35), which have unexpected structures as was confirmed by ¹H, ¹³C and 2D NMR spectroscopy.

Liu et al. reported a three-component tandem cycloaddition reaction between substituted isatins **114**, *L*-proline **74** and various maleic acid derivatives **157** that led to the racemic spiropyrrolizidine oxindoles **158** (Scheme 36) [93].



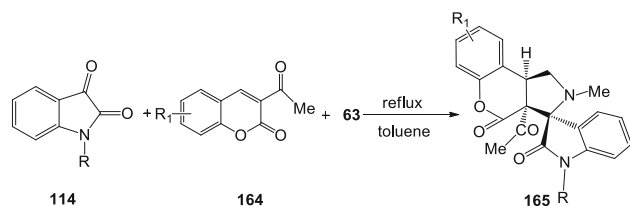
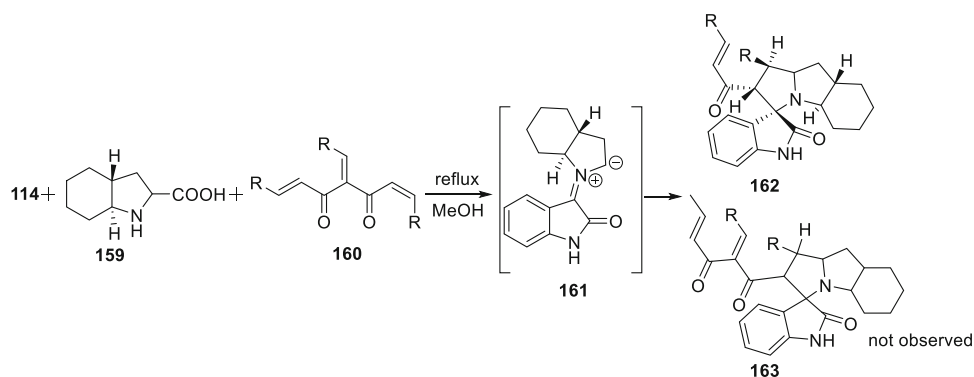
Scheme 36 Synthesis of racemic spiropyrrolizidine oxindoles

Murugan et al. reported the cycloaddition of azomethine ylides generated from the decarboxylative condensation of isatin **114** with octahydro-1*H*-indole-2-carboxylic acid **159** with triarylideneacetylacetone derivatives **160** to obtain novel spiroheterocycles **162** with high regio- and stereoselectivity. The hypothetical product **163** was not detected (Scheme 37) [94]. Presumably, the *anti*-ylide **161** is involved in the transition state. The steric repulsion between the carbonyl groups of oxindole and the octahydro-1*H*-indole-2-carboxylic acid ring disables the formation of *syn*-ylide. Formation of the cycloadducts was followed by the cleavage of the cinnamoyl group.

3-Acetyl-2*H*-chromen-2-ones **164** have been used as a cyclic analogs of α , β -unsaturated ketones in the synthesis of chromeno[3,4-*c*]spiropyrrolidine-oxindoles **165** (Scheme 38) [95].

The reactions of 4-hydroxy-6-methyl-3-((*E*)-3-phenylacryloyl)-2*H*-pyran-2-ones **166** with isatin **114**, sarcosine **63** or thiazolidine-4-carboxylic acid **121** regioselectively gave spiropyrrolidines **167** or spirothiapyrrolizidines **168** (Scheme 39) [96].

Scheme 37 Utilization of bisarylideneacetones as dipolarophiles in spiropyrrolidine derivatives synthesis



Scheme 38 Synthesis of chromeno[3,4-c]spiropyrrolidine-oxindoles

Synthesis of pyrrolidinyl-spirooxindoles **171** fused to sugar lactone (Scheme 40) has been achieved by a one-pot 1,3-dipolar cycloaddition of α, β -unsaturated lactone **169**, isatins **114** and secondary α -amino acids (sarcosine **63**/*L*-proline **74**/piperidine-2-carboxylic acid **170**). The cycloaddition was found to be highly regio- and diastereoselective [97].

A number of functionalized 3-spiropyrrolidine **173** and 3-spiropyrrolizidine **174** oxindoles has been synthesized with excellent yields utilizing Baylis-Hillman adducts **172** as dipolarophiles (Scheme 41) [98].

The 1,3-dipolar cycloadditions involving 1,4-naphthoquinone **178** as dipolarophile and an azomethine ylide generated from α -amino acids (*L*-proline **74**, *L*-isoleucine **175**, *L*-phenylalanine **138**, *L*-tryptophan **176**, *L*-valine **177**) and

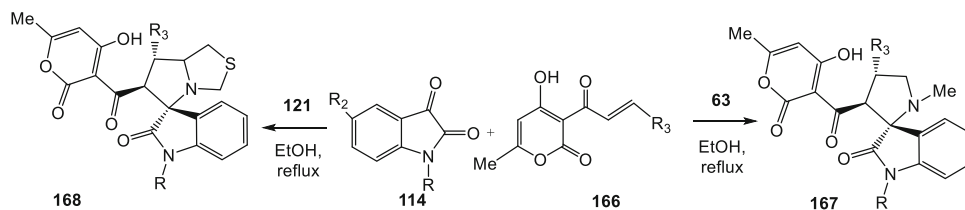
isatins **114** have been used to afford the pyrrolidine-2-spiro-3'-oxindoles **179** with moderate to excellent yields (Scheme 42) [99].

Another example of utilizing the 1,4-naphthoquinone **179** as the dipolarophile describes formation of spirooxindoles **180** followed by spontaneous dehydrogenation (Scheme 43) [100]. Oxidative processes were avoided when the reactions were carried out under nitrogen atmosphere. Synthesized compounds were evaluated for their antimicrobial and anti-fungal activities.

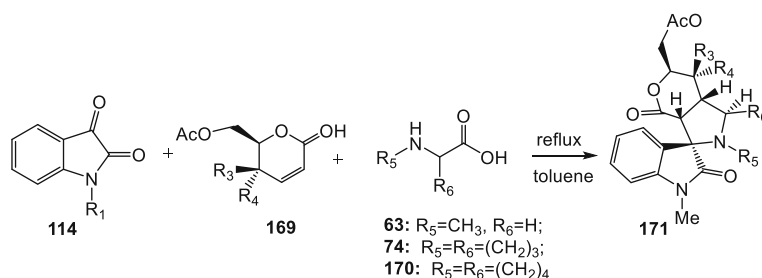
Taghizadeh et al. described a library of new chiral spirooxindolopyrrolizidines **183** from the isatin derivatives **114**, (*S*)-proline **74**, and chiral cinnamoyl oxazolidinone **182** in high to excellent yields followed by the removal of the chiral auxiliary in a non-destructive manner (Scheme 44) [101].

Spirooxindoles **185** containing tri- and tetracyclic fused pyrrolobenzo[*b*]thiophene-1,1-dioxide were obtained when a benzo[*b*]thiophene-1,1-dioxide **184** was used as dipolarophile in the three-component reaction with substituted isatins **114** and sarcosine **63** or *L*-proline **74** (Scheme 45) [102]. The methodology affords high yields of products in a short reaction time.

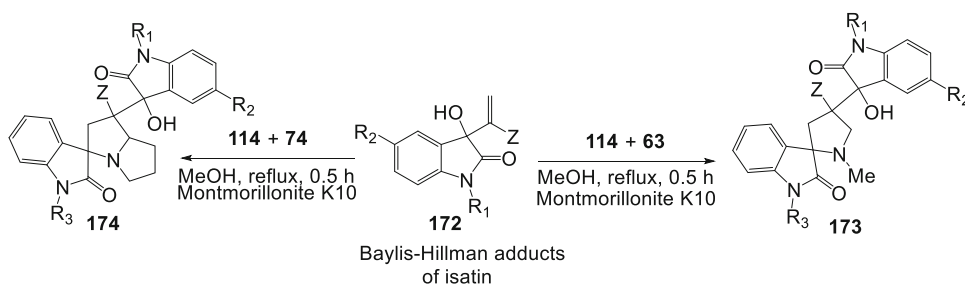
Scheme 39 Utilization of 4-hydroxy-6-methyl-3-((*E*)-3-phenylacryloyl)-2*H*-pyran-2-ones as dipolarophiles in spiropyrrolidines/spirothiapyrrolizidines synthesis



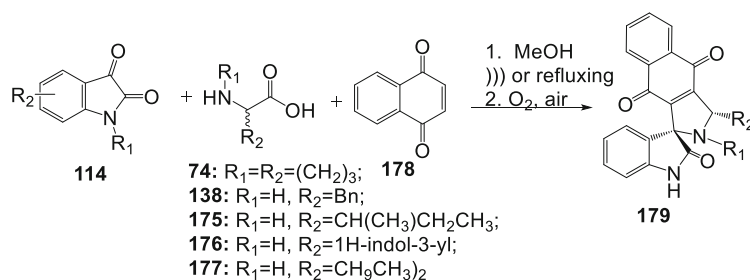
Scheme 40 Synthesis of sugar lactone-fused spiropyrrolizidine oxindoles



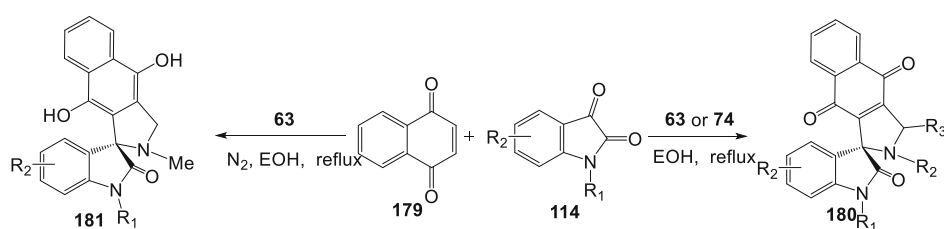
Scheme 41 Synthesis of spiropyrrolizidineoxindoles and spiro-pyrrolidineoxindoles from the Baylis-Hillman adducts of isatin



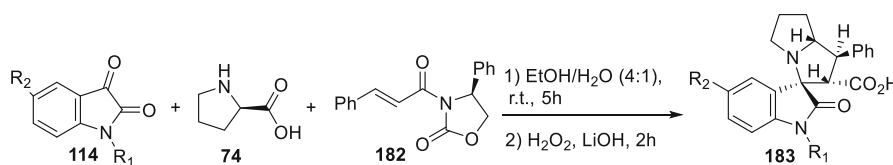
Scheme 42 1,3-Dipolar reaction of isatin, amino acids, and 1,4-naphthoquinone under ultrasound irradiation



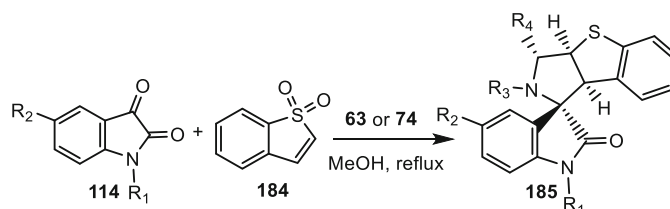
Scheme 43 Synthesis of spirooxindole derivatives from substituted isatin, *L*-proline or sarcosine and 1,4-naphthoquinone



Scheme 44 Asymmetric synthesis of new chiral spirooxindolopyrrolizidines



Scheme 45 Spiro-fused pyrrolobenzo[*b*]thiophene-1,1-dioxide derivatives



As has been noted above, 2-oxo-(3*H*)-indole-3-ylidene-malononitrile **99** does not react with phenacyl-quinolinium ylides **97** [63]. Although, spiro- and dispiropyrrrolidine oxindoles **188–190** were synthesized using isatylidene malononitrile **99**, 2-(1*H*-indole-3-carbonyl)-3-phenyl-acrylonitrile **186** and 2-(1,3-dioxo-indan-2-ylidene)-malononitrile **187** as dipolarophiles, respectively (Scheme 46) [103]. The observed *endo*-regioisomers **188–190** are more favorable due to the secondary orbital interaction, which is not possible in the *exo*-transition state.

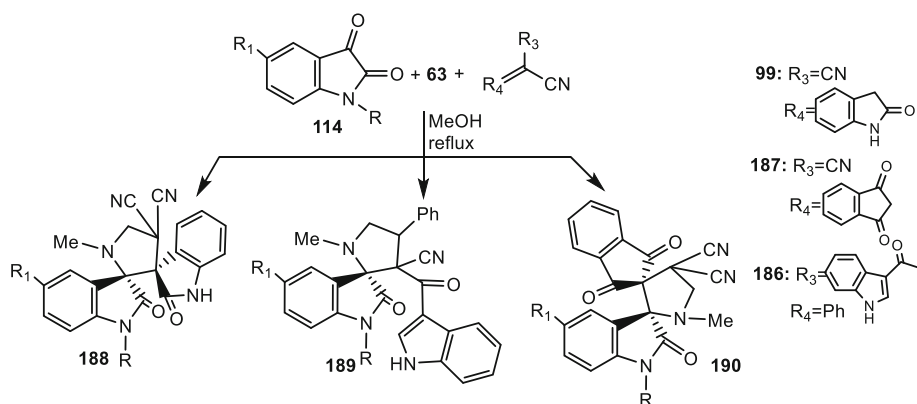
2-Oxo-(2*H*)-acenaphthylen-1-ylidene-malonodinitrile **191** and 2-fluorene-9-ylidene-malonodinitrile **192** have been investigated for the first time as dipolarophiles in the 1,3-

dipolar cycloaddition reaction with the azomethine ylides generated *in situ* from *N*-substituted isatins **114**, and sarcosine **63** to afford novel dispiroheterocycles **193** and **194** (Scheme 47) [104].

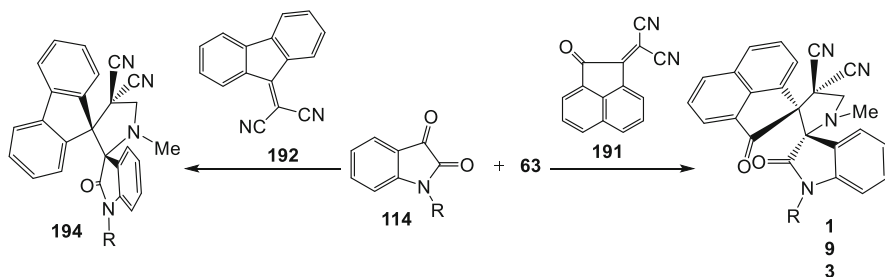
Fluorene derivatives, such as 9-arylidene-fluorene **195** can be utilized in the regioselective synthesis of novel dispiro[pyrrolo/pyrrolizidino] ring systems **196** by the cycloaddition to the azomethine ylides generated by a decarboxylative route from sarcosine **63**/*L*-proline **74** and isatin **114** using different methodologies (Scheme 48) [105]. The regioisomers **197** were not observed.

Dispirooxindoles can be obtained when α , β -unsaturated ketones, such as 3-arylmethyleneindol-2-ones **198** are

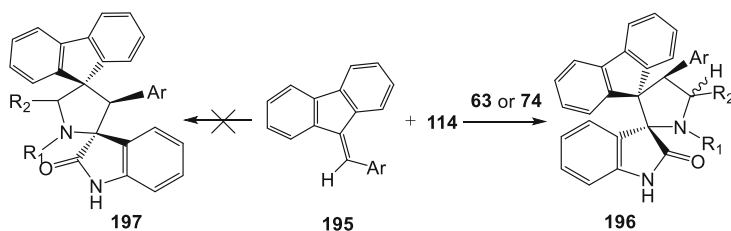
Scheme 46 1,3-Dipolar cycloaddition reaction of isatin, sarcosine, and isatylidene malononitrile



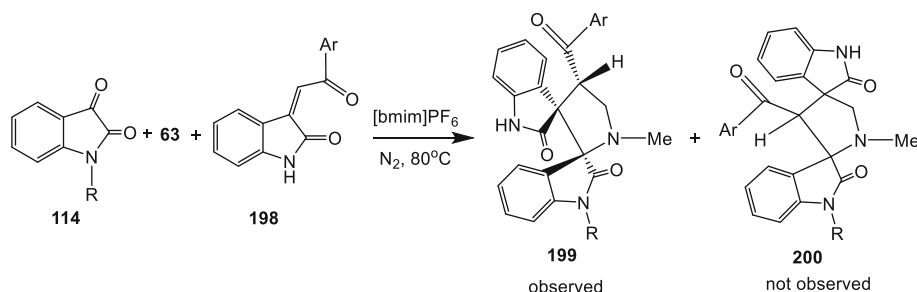
Scheme 47 Use of acenaphthylen and fluorenylidene-malonodinitrile derivatives in 3,2'-spirooxindole synthesis



Scheme 48 Use of 9-arylidene-fluorene as a dipolarophile in spirooxindole synthesis



Scheme 49 Synthesis of dispiropyrrolidine-bisoxindole derivatives



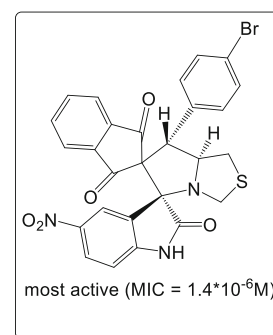
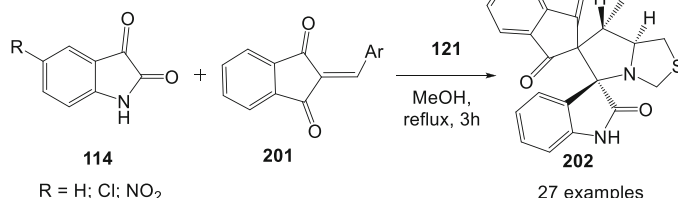
taken as dipolarophiles [106]. Recently, the synthesis of novel dispiropyrrolidine-bisoxindole derivatives **199** has been accomplished by three-component, 1,3-dipolar cycloaddition methodology by stirring the reaction mixture under nitrogen atmosphere at $80^\circ C$ in the presence of ionic liquid for the first time (Scheme 49) [107]. The secondary orbital interaction (SOI) of the carbonyl group of dipolarophile **198** with azomethine ylide affects the regiochemistry in the product formation. Hence, only one regioisomer **199** was obtained in the reaction.

In this way, 2-arylmethylidene-1,3-indanedione **201** reacted with non-stabilized ylides generated *in situ* by the decarboxylative condensation of isatins **114** with 1,3-

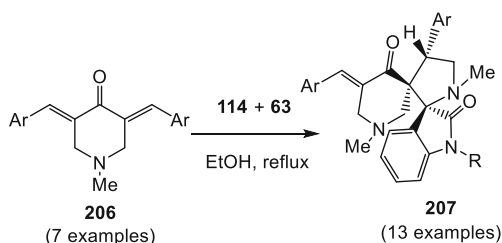
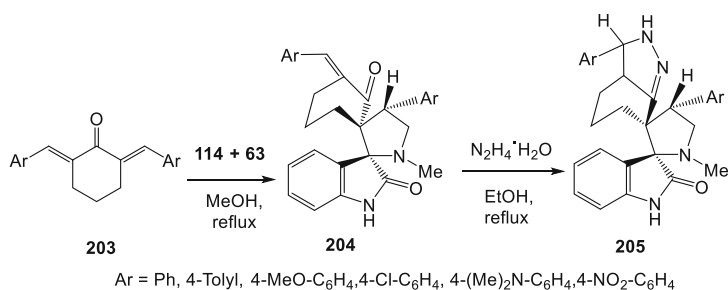
thiazoline-4-carboxylic acid **121** to afford dispirooxindolylpyrrolothiazoles **202** (Scheme 50). The obtained compounds possess minimum inhibitory concentration against pathogenic bacteria in the range of $1.4\text{--}55.2\text{ }\mu M$ (near to references of anti-tubercular drugs, such as ethambutol, ciprofloxacin, rifampicin and isoniazid) [108].

2,6-Bis(arylmethylidene)cyclohexanones **203** are of interest in the synthesis of spirooxindole derivatives [109]. Thus, a regioselective 1,3-dipolar cycloaddition reaction with the azomethine ylide derived from isatin **114** and sarcosine **63** by a decarboxylative route afforded a series of spiro[pyrrolidine-2',3'-oxindoles] **204** with no traces of the other regioisomers (Scheme 51) [110].

Scheme 50 One-pot synthesis of dispiro-oxindolylpyrrolthiazoles with antitubercular activity



Scheme 51 The 2,6-bis(arylmethylidene)cyclohexanones as electron deficient π -systems in 3,2'-spirooxindols synthesis



Scheme 52 3,5-Bis(arylmethylidene)-1-methyl-4-piperidinones as 1,3-dipolarophiles in 3,2'-spirooxindole synthesis

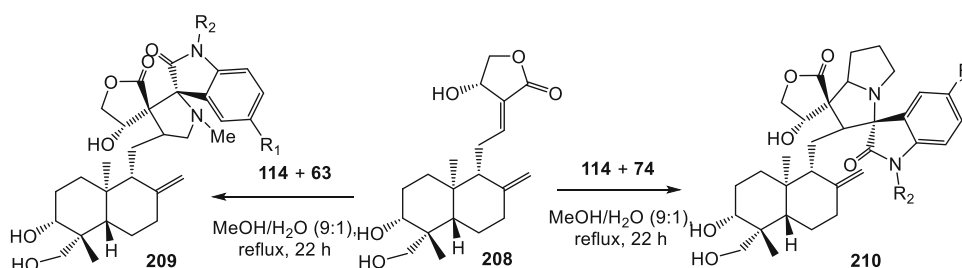
Similar results were obtained by A. Girgis when 3,5-bis(arylmethylene)-1-methyl-4-piperidinones **206** were regioselectively reacted with azomethine ylides, generated *in situ* via decarboxylative condensation of isatins **114** with sarcosine **63**, affording dispiro[3*H*-indole-3,2'-pyrrolidine-3,3'-piperidine]-2(1*H*), 4''-diones **207** (13 examples) (Scheme 52) [111]. It was found that the representative examples of the synthesized compounds reflect mild activity against most of the human tumor cells.

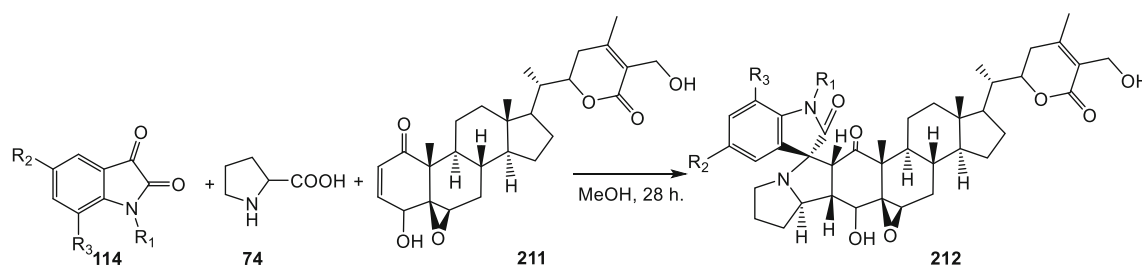
Hazra et al. presented a facile synthesis of novel dispiro-compounds **209**, **210** via 1,3-dipolar cycloaddition of azome-

thine ylides generated *in situ* from isatin derivatives and α -amino acids (sarcosine **63** or *L*-proline **74**) to the conjugated double bond of andrographolide **208** (the major labdane diterpene constituent of *Andrographis paniculata*) (Scheme 53) [112].

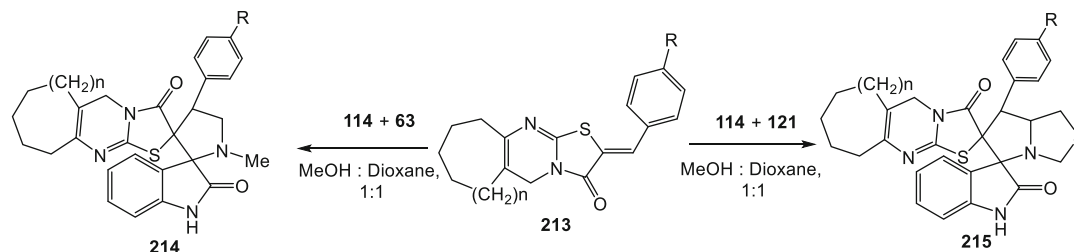
Natural products with steroidal framework have opened so many areas for medicinal and pharmacological chemistry. There was an attempt to apply steroidal dipolarophiles in the synthesis of spirooxindoles [113]. The most recent research is devoted to the facile, atom-economic synthesis of novel spiro-pyrrolizidino-oxindole adducts **212** of withaferin-A (a polyfunctional steroidal lactone based on an ergostane framework) **211** (10 compounds) via the intermolecular cycloaddition of azomethine ylides generated *in situ* from proline **74** and isatins **114**. The reaction is highly chemo-, regio-, and stereoselective affording the *cis*-fused products with β -oriented hydrogen (Scheme 54). Bioevaluation of several representatives of adducts **212** against six cancer lines (e.g., CHO, HepG2, HeLa, HEK 293, MDCK-II, and Caco-2) identified them as promising potential anticancer compounds [114].

Scheme 53 Synthesis of dispiropyrrolizidino-oxindole andrographolide adducts

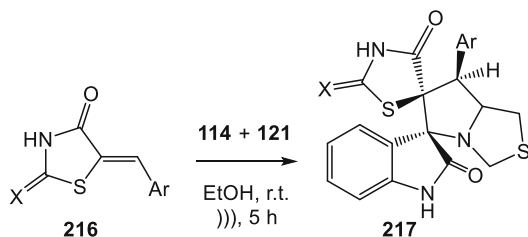




Scheme 54 Various estrone derivatives as 1,3-dipolarophiles in spirooxindole synthesis



Scheme 55 Synthesis of a new class of spirooxindolo pyrrolidines and spirooxindolo thiapyrrolizidines



Scheme 56 Synthesis of dispirooxindolecyclo[pyrrolo[1,2-c]thiazole-6,5'-thiazolidine] derivatives under ultrasonic conditions

The ylides generated from isatin **114** and sarcosine **63** or *L*-thiazolidine-4-carboxylic acid **121** were reacted with arylidene octahydro/decahydro cycloalka[*d*]thiazolo[3,2-*a*]pyrimidine-3-ones **213** to yield novel dispiropolycyclic complex heterocycles **214** and **215** (Scheme 55) [115].

The 5-arylidene-1,3-thiazolidine-2,4-dione **216** is described as dipolarophile in a series of research [116,117]. Recently, dispirooxindolecyclo[pyrrolo[1,2-c]thiazole-6,5'-thiazolidine] derivatives **217** have been regioselectively synthesized from isatin **114**, thiazolidine-4-carboxylic acid **121** and 5-benzylidene-2-thioxothiazolidin-4-one **216** (Scheme 56) [118].

Interestingly, the condensation of 1-allyl (benzyl)-5-haloisatins **114** and *L*-proline **74** in a molar ratio of 1:1

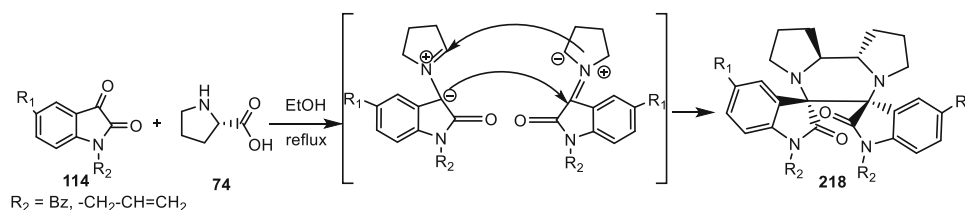
in ethanol medium under reflux for 1–2 h leads to self-condensation dispiroadducts **218** with carbon dioxide release (Scheme 57) [119].

Enantioselective Michael/Cyclization reaction sequence for the 3,3'- and 3,2'-thiopyrrolidonyl spirooxindole construction

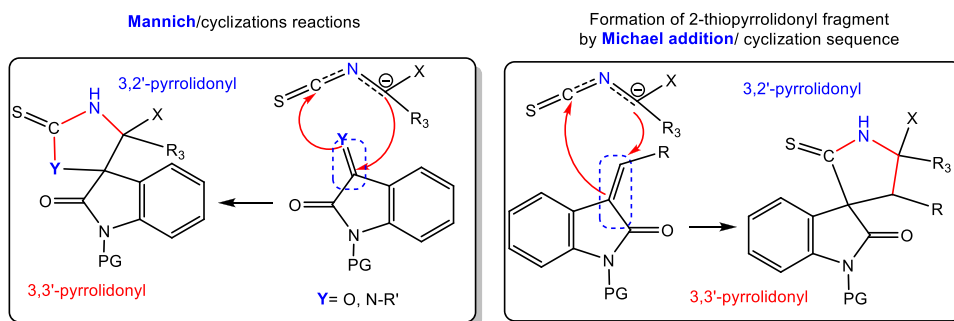
There are two principal different ways to utilize 2-oxindolic reagents in the reaction with α -isothiocyanato compounds, such as the Mannich/cyclizations reactions (discussed below) and the Michael addition/cyclization sequence. However, only the Michael addition leads to the formation of spiro-linked 2'-thiopyrrolidonyl fragments. Thus 3,3'- and 3,2'-thiopyrrolidonyl spirooxindoles can be formed depending on the structure of the 2-oxindolic core [120,121] (Scheme 58).

The enantioselective Michael addition/cyclization sequence of α -isothiocyanates **219** and methyleneindolinones **220** leads to the 3,3'-thiopyrrolidonyl spirooxindole scaffolds **222**. The methyleneindolinones **220** serve as the perfect electron-deficient olefins because of their high reactivity as Michael acceptors, as well as their unique structural characteristics (Scheme 59).

Scheme 57 Formation of dispiroadducts via the isatin ylides self-condensation process



Scheme 58 Mannich and Michael additions type reactions in 2-oxindole core synthesis



In particular, Y. Cao group firstly reported the enantioselective Michael addition/cyclization method using an α -isothiocyanato imide and methyleneindolinones [124]. Other authors expanded the usefulness of the α -isothiocyanato nucleophiles in obtaining optically active spirooxindoles. The catalytic asymmetric Michael addition/cyclization of isothiocyanato oxindoles also leads to an enantiomerically enriched bi-spirooxindoles containing three contiguous stereocenters and two spiro-quaternary centers (Scheme 59).

The oxygen-containing heterocycles spiro-fused with the oxindole ring system

Synthesis of spirooxindoles with a spiro-fused pyran fragment

The pyrane/chromene-based heterocycles that fuse with an oxindole ring system represent a potentially promising subset of the tetrahydropyranone and pyrrolidinyl spirooxindole natural products (Fig. 5).

The first group of synthetic strategies are based on cyclization type reactions of 2-indolinone-tethered unsaturated alcohols **224** derived from regioselective addition of stabilized organoindium reagents to isatins **114** in an aqueous environment. The diversely functionalized spiro-dihydropyran-oxindoles **225** have been obtained by using different metal-mediated carbonyl-addition/cyclization reaction sequences under Grubb's ruthenium-based catalysts (Scheme 60) [125].

S. Hande et al. have developed a concise synthetic route to various spirooxindoles **228** with a tetrahydropyran cycle through a palladium-catalyzed carbosilylation of 1,3-dienes **226** and subsequent Sakurai-type cyclization (Scheme 61) [126].

The highly functionalized spirooxindole 4H-pyran-2-ones **231** with three contiguous stereogenic centers were synthesized through the N-heterocyclic carbenes and catalyzed the three-component reaction of oxindoles **229** with alkynyl aldehydes **230** (Scheme 62) [127].

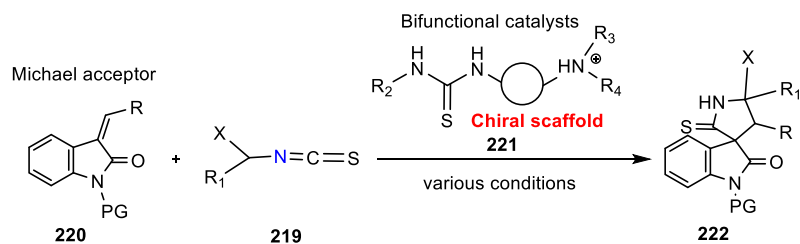
J. Porco et al., Y. Zhang and J. Panek reported the diversity-oriented stereoselective synthesis of both enantioenriched spirocyclic pyranoxindoles **234** and **235** via Lewis acid mediated Prins cyclizations (Scheme 63) [128,129]. This strategy is based on the Prins cyclization reaction of isatin dimethyl acetals **232** with enantiopure homoallylic alcohols **233** in the presence of trimethylsilyl trifluoromethane sulfonate (TMSOTf) as a catalyst.

A similar approach based on a Brønsted acid-catalyzed Prins-type cyclization of isatin dimethyl acetal **232** and a β -hydroxy dioxinone fragment **236** leads to the spirooxindole pyrans **237** in high yields and excellent diastereoselectivity (Scheme 64) [130].

Recently, Zh. Lian and M. Shi disclosed a novel nitrogen- and phosphorus-containing Lewis base mediated by [4+2] and [3+2] annulations of N-protected isatins **114** with but-3-yn-2-one **238** to produce the spiro[indoline-3,2'-pyran]-2,4'(3'H)-diones **239** and spiro[furan-2,3'-indoline]-2',4(5H)-diones **240**, respectively, in good yields under mild conditions [131] (Scheme 65).

In recent years the concept of fast and convenient MCRs has found various applications in the synthesis of spiro-indolones. The main synthetic method for assembling of spiro[4H-pyran-oxindole] compounds is based on the three-component reactions of two (usually different) 1,3-dicarbonyl compounds, or alternatively their synthetic equivalents, with isatin derivatives. We and others investigated three-component reactions of isatins **114**, malononitrile **240**, phenyl-acetonitrile **241**, methyl-, ethyl- and other cyanoacetates **242**, and various 1,3-dicarbonyl compounds **243** to afford a series of spiroindolones **244** (Scheme 66) [132–136].

As can be seen from the literature, MCRs procedures use different catalysts, such as tris(2-hydroxyethyl)amine [137], *L*-proline [138], sodium stearate [139], [BMIm]BF₄ [140] as catalysts in an alcoholic or aqueous medium for the activation of these processes, as well as non-catalyst and solvent-free conditions [141–143]. The most recent research described a silica-bonded 5-*n*-propyloctahydropyrimido[1,2-*a*]azepinium chloride (SB-DBU)Cl as the heterogeneous silica-supported ionic liquid catalyst used for the efficient synthesis of spiro[4H-pyran-oxindoles] **244** [144].



Reference	α -Isothiocyanato nucleophiles 219	Michael acceptor 220	Products 222	Bifunctional catalysts 221
[126]				 10 mol %
[129]				 10 mol %
[122]				 15 mol %
[127]				 15 mol %
[123]				 15 mol %
[128]				 15 mol %

Scheme 59 Construction of spirooxindoles through an organocatalytic cascade Michael–cyclization sequence

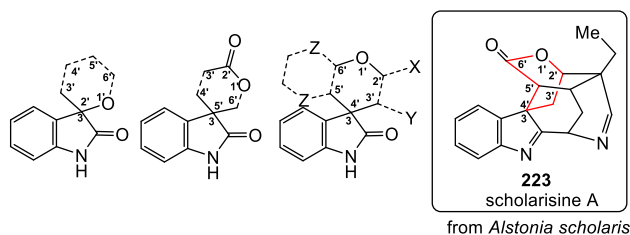


Fig. 5 Spirooxindoles types containing spiro-fused pyran or chromene fragments

Several approaches were made for the synthesis of spiro[indoline-3,4'-pyrano[2,3-c]pyrazoles] **246** in the presence of basic catalysts in an alcoholic medium as well as solvent-free reaction of isatins **114**, 3-Methyl-5-pyrazolone **245** and methylene active nitriles **240** and **242** in the presence of NaHCO_3 under grinding [141–143, 145]. A plausible mechanism for this process may probably involve the formation of arylidenemalononitriles **A** via Knoevenagel condensation reaction of isatins methylene active nitriles

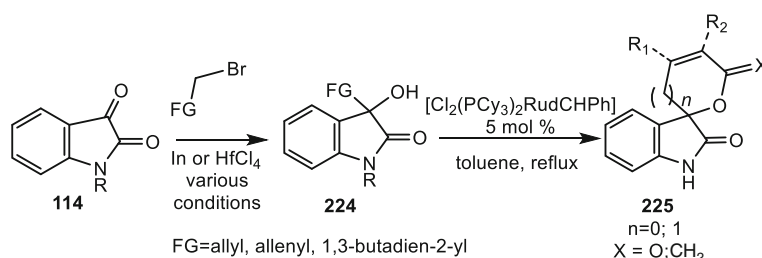
240 using various bases. The following Michael addition of the nucleophile 1-aryl-3-methyl-5-pyrazolone **245** to arylidenemalononitriles **A** gives compound **B**. After that, the intramolecular nucleophilic addition reaction between the hydroxyl group and the cyano group in compound **C** leads to the imine **D** followed by formation of the spiro compounds **246** (Scheme 67).

Recently, D. Shi et al. described the one-pot synthesis of spiro[indoline-3,4'-pyrano[2,3-c]pyrazole] derivatives **246** by the four-component reaction of hydrazine **247**, β -keto ester **248**, isatins **114**, and methylene active nitriles **240** and **242** catalyzed by piperidine under ultrasound irradiation (Scheme 68) [146].

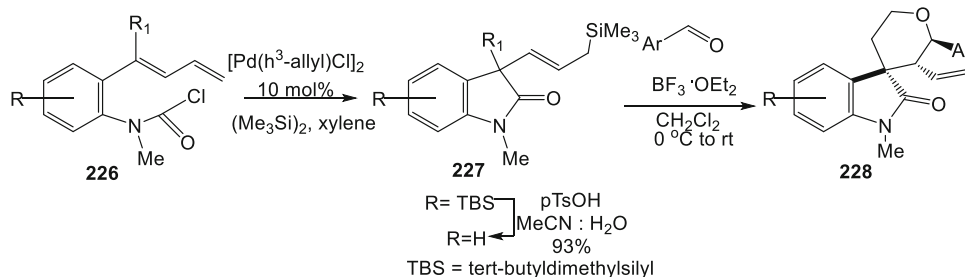
Our experience in this reactions has shown that the utilization of the 1-allyl-4-hydroxy-2-oxo-1,2-dihydroquinolines **249** (aza-analogs of 4-hydroxycoumarin) leads to similar spirocompounds **250** (Scheme 69) [147].

3-Hydroxy-1*H*-phenalen-1-one **251** is a very interesting enol-nucleophilic component in similar three-component reactions. Thus, A. Bazgir et al. described the synthesis of

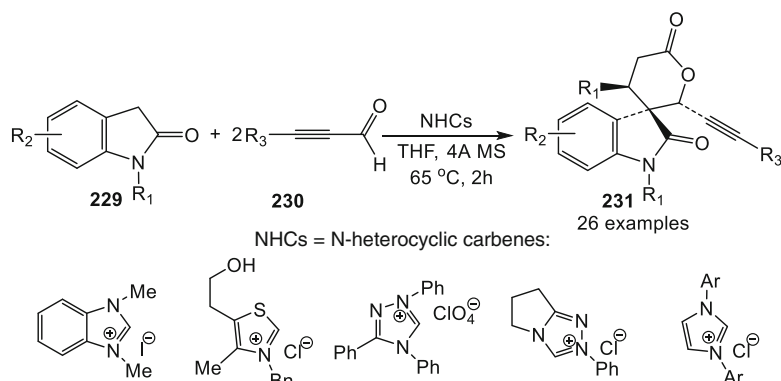
Scheme 60 Synthesis of spiro-oxolanes based on an intramolecular cyclization type reaction

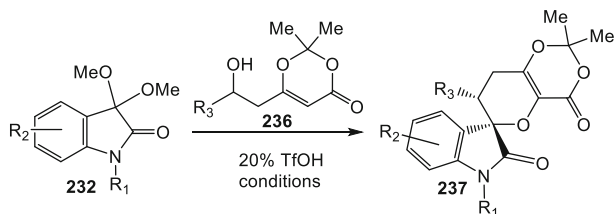
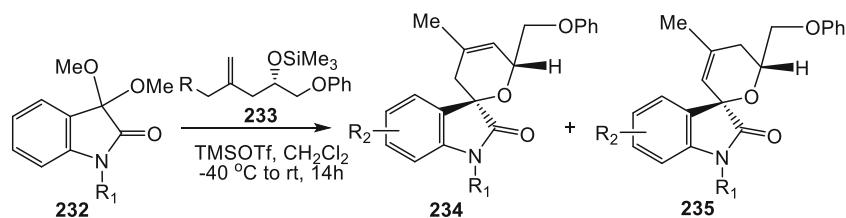


Scheme 61 Synthesis of spirooxindoles fused with a tetrahydropyran ring



Scheme 62 Stereoselective synthetic approach to spirooxindole 4*H*-pyran-2-one derivatives



Scheme 63 The Prins-type 2-oxindole spiro-annulation**Scheme 64** The Prins-Type spiro-annulation catalyzed by Brønsted acid

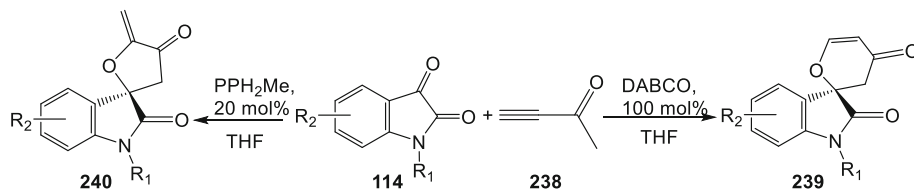
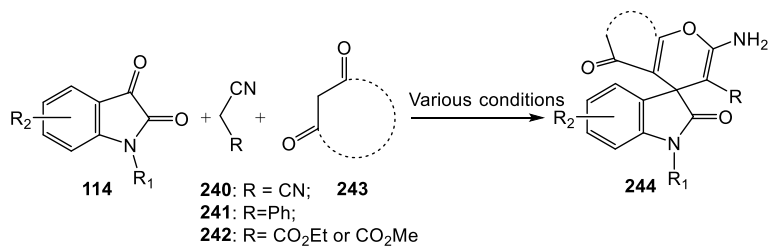
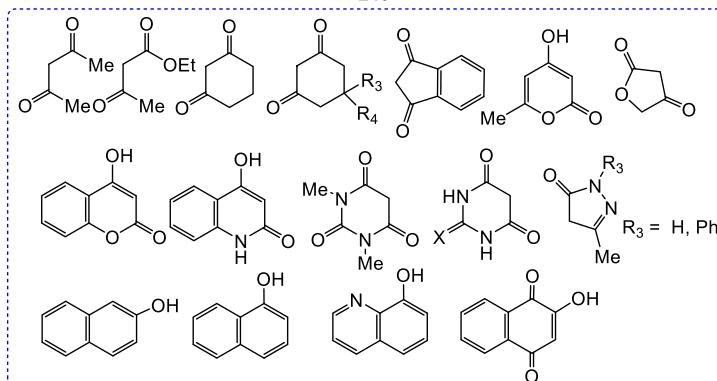
spiro[benzo[*g*]chromene-4,3'-indoline]-3-carbonitriles **252** from 3-hydroxy-1*H*-phenalen-1-one **251**, malononitrile **240** and isatin **114** in aqueous media in the presence of *p*-TSA (Scheme 70) [148].

The Michael addition of isatinilidenemalonodinitriles **99** with ketones **253** with a cinchona-based chiral primary amine

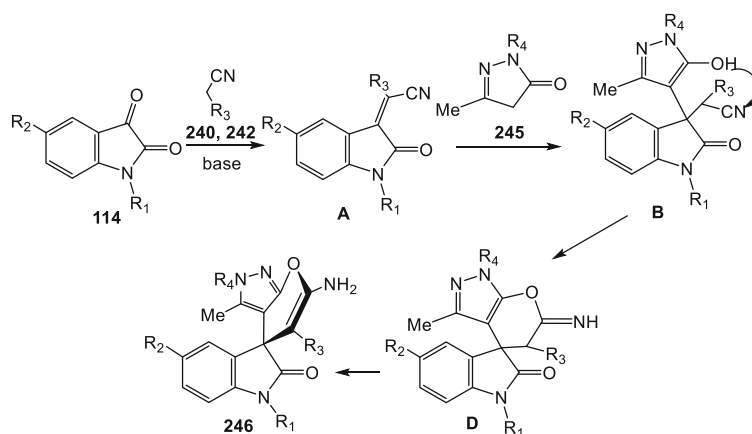
A and *L*-camphorsulfonic acid **B** as catalysts gave the optically active adducts **254** in high yields with excellent enantioselectivity (95 to >99 % *ee*). Lately, the Michael adducts **254** were used in a cascade reduction/cyclization process for the synthesis of the spiro[2*H*-pyran-3,4'-indoline] derivatives **255** in moderate to good yields with 90–99 % *ee* (Scheme 71) [149].

The selective Rh(I)-catalyzed condensation of *N*-methylisatin **114** with two molecules of 1,3-cyclohexanedione **256** or 4-hydroxy-6-methyl-2-pyrone **257** gives spirooxindoles **258** and **259** with 46 and 36 % yield (*dr* = 5:1), respectively (Scheme 72) [150].

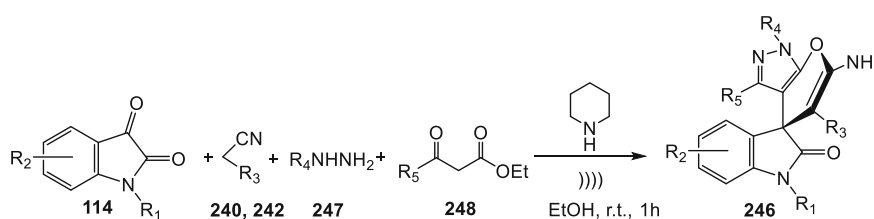
The cyclocondensation reaction of isatins **114**, 1,3-cyclohexadiones **256**, and 2-methylpyrimidine-4,6-diol **260** or 3-methyl-1-phenyl-1*H*-pyrazol-5-ol **261** in aqueous media

Scheme 65 Nitrogen- and phosphorus-containing Lewis base catalyzed with [4+2] and [3+2] annulations**Scheme 66** MCRs of isatins and 1,3-dicarbonyl compoundsEnol-nucleophiles
243

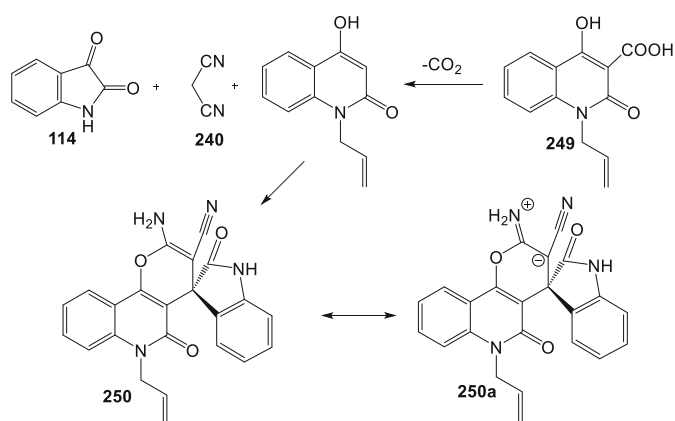
Scheme 67 Mechanism for the formation of spiro[indoline-3,4'-pyrano[2,3-c]pyrazoles]



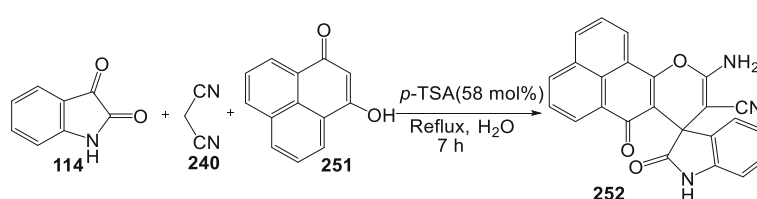
Scheme 68 Four-component synthesis of spiro[indoline-3,4'-pyrano[2,3-c]pyrazole] derivatives



Scheme 69 Synthesis spirocyclic[indole-3,4'-pyrano[3,2-c]quinolines]



Scheme 70 *p*-TSA catalyzed synthesis of spiro[benzo[*g*]chromene-4,3'-indoline]-3-carbonitriles

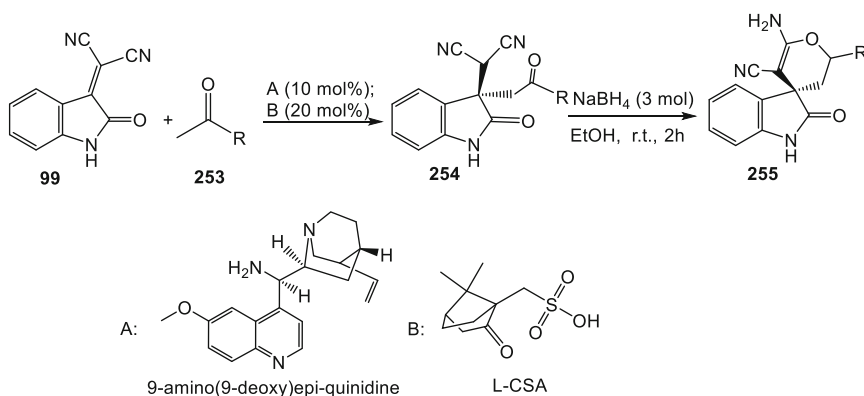


under *p*-TSA catalysis gives the spiro[chromeno[2,3-*d*]pyrimidine-5,3'-indoline]-2',6(7*H*)-diones **262** and spiro[chromeno[2,3-*c*]pyrazole-4,3'-indoline]-2',5(6*H*)-diones **263** (Scheme 73) [151].

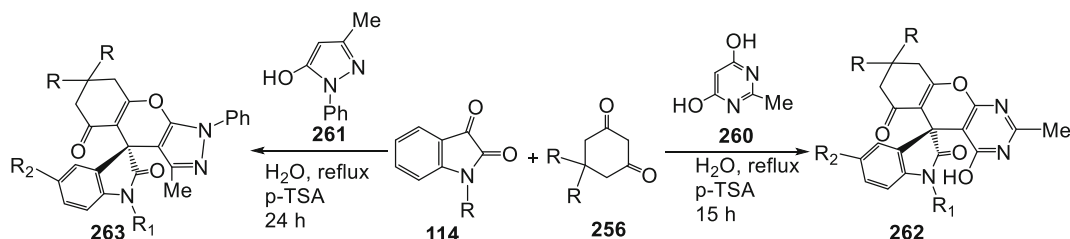
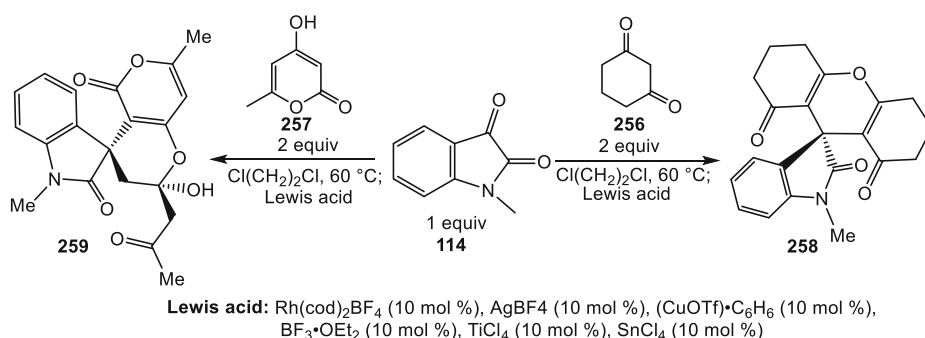
In recent years there has been considerable interest in the utilization of barbituric acid **264** in the construction of spiro compounds. Several approaches have been made for developing of new selective and environmentally friendly

methodologies in the synthesis of spirooxindole heterocycles containing chromenopyrimidine ring fragments **265**. Thus, the procedures used water as a solvent in the presence of *p*-TSA as a catalyst [152]. Recently, two groups of authors identified dodecyl benzenesulfonic acid (DDBSA) functionalized by silica-coated magnetic nanoparticles (γ -Fe₂O₃@SiO₂-DDBSA) [153] and KAl(SO₄)₂ · 12H₂O in [Bmim]PF₆ [154] as an efficient catalysts for the synthesis of a library

Scheme 71 Asymmetric cascade Michael/reduction/cyclization reaction for the synthesis spiro[2*H*-pyran-3,4'-indoline] derivatives

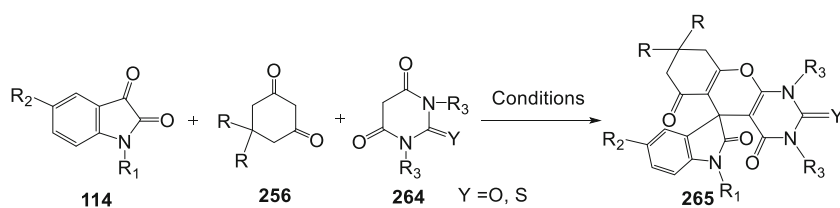


Scheme 72 Reactions of *N*-methylisatin and various 1,3-dicarbonyls



Scheme 73 Synthesis of spiro-fused chromeno[2,3-*c*]pyrazoles and chromeno[2,3-*d*]pyrimidines

Scheme 74 Synthesis of spiro[chromeno[2,3-*d*]pyrimidine-5,3'-indoline]tetraones



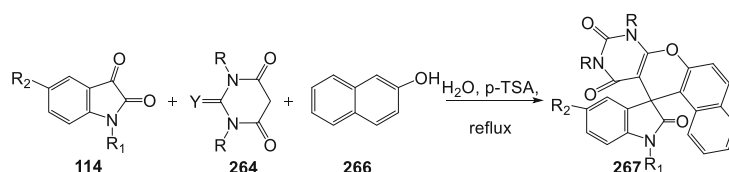
Conditions: H₂O, *p*-TSA, refluxing, 10 h [146]; [Bmim]PF₆, Mont. K-10, 30 min [147]; nano Fe₂O₃@SiO₂-DDBSA [148]; KAl(SO₄)₂·12H₂O, [Bmim]PF₆ [149]

of similar spirooxindole-chromeno[2,3-*d*]pyrimidine derivatives **265** by reaction of isatins **114**, cyclohexane-1,3-diones **256**, and barbituric acids **264** (Scheme 74).

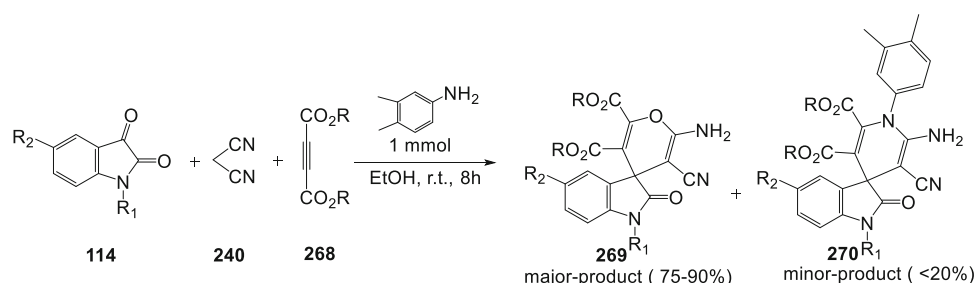
It was shown that refluxing of a mixture of barbituric acid **264**, β-naphthol **266**, and isatin **114** in water in the presence of catalytic *p*-TSA afforded the spironaphthopyranopyrimidine-indolines **267** in good yields (Scheme 75) [155].

Recently, A. Bazgir et al. presented a practical, simple, and efficient method for the synthesis of pyrano-fused spirooxindoles **269** and **270** via an organocatalytic reaction of isatins **114**, malononitrile **240**, and dialkyl acetylenedicarboxylate **268** in the presence of 3,4-dimethylaniline as a catalyst in ethanol (Scheme 76) [156].

Scheme 75 One-pot procedure for the spironaphthopyranopyrimidine-indolines synthesis



Scheme 76 Synthesis of polyfunctionalized pyrano-fused spirooxindoles



Synthesis of 3-spiroindolinones spiro-fused with piperidine moieties

Organic compounds incorporating the spiro[indoline-3,4'-piperidine] scaffold have been considered as “privileged structures” for drug research [157]. For example, Ibutamoren (MK-677, L-163,191) is a potent, orally active growth hormone secretagogue that mimics the stimulating action of the endogenous hormone ghrelin [158,159]. Some spiro[indoline-3,4'-piperidines] have been identified as vesicular acetylcholine transporters (Fig. 6) and as novel targets for insecticide action against major agricultural pest species with low mammalian toxicity [160].

The synthetic strategies for the formation of the spiro[indoline-3,4'-piperidine] skeleton are based on a large variety of classical synthetic methods [161,162]. Thus, an intramolecular Heck reaction of a tetrasubstituted alkene 271

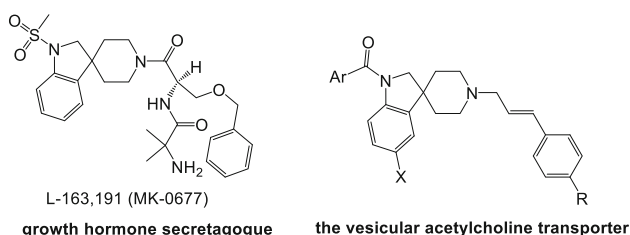
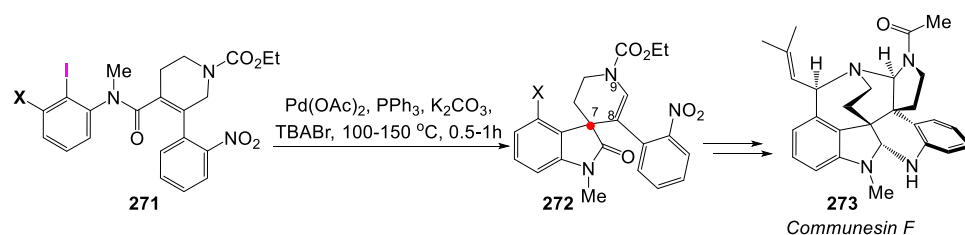


Fig. 6 Biologically active spiro[indoline-3,4'-piperidines]

Scheme 77 The application of an intramolecular Heck reaction for the spiro[indoline-3,4'-piperidine] scaffold construction



was used in the total synthesis of the marine fungal alkaloid (±)-communesin F 273 [163] (Scheme 77).

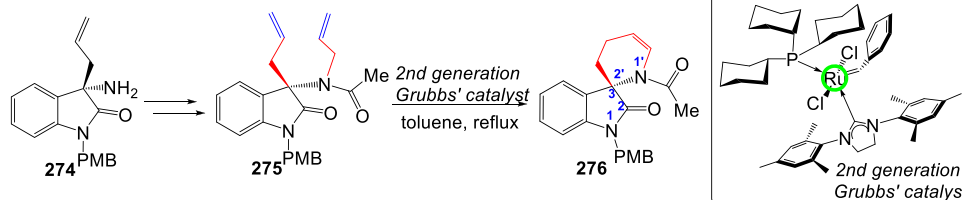
A novel synthetic strategy was realized for the formation of the chiral spiropiperidineoxindole system 276 from a ring closing metathesis of an enantiopure quaternary 3-aminooxindole 274 in the presence of a 2nd generation Grubbs catalyst (Scheme 78) [164].

Later, the synthesis of spirooxindoles 281 and 282 with the same stereochemistry as the core structure of tabernoxidine was accomplished by a Sakurai type reaction (Scheme 79) [130]. In the first step, a Mitsunobu reaction of alcohol 227 with glutarimide 277 or succinimide 278 was followed by reduction to give compounds 279 or 280, respectively. The followed Sakurai-type cyclization with $\text{BF}_3 \cdot 3\text{OEt}_2$ proceeded diastereoselectively and gave compounds 281 or 282 in excellent yields.

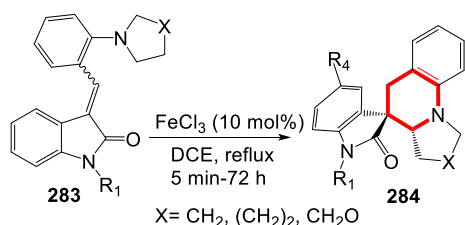
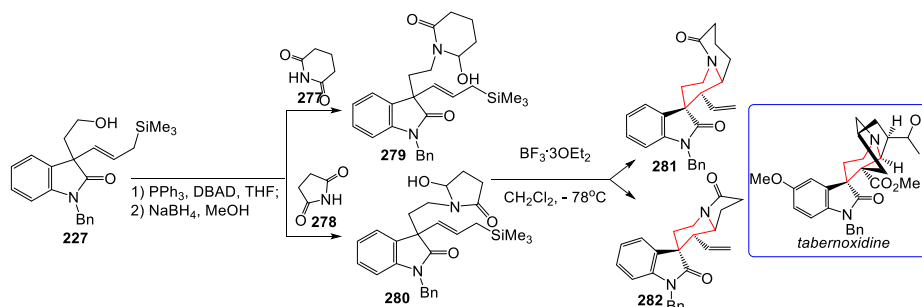
Recently, an efficient FeCl_3 -catalyzed stereoselective intramolecular tandem 1,5-hydride transfer/ring closure reaction was developed by Han et al. (Scheme 80) [165]. This method allows obtaining structurally diverse spirooxindole tetrahydroquinolines 284 in high yields (up to 98 %) with good to excellent levels of diastereoselectivity (up to 99:1 *dr*).

MCRs have been also widely used in the synthesis of spiro[indoline-3,4'-piperidines]. A novel efficient route for the synthesis of spiro dihydropyridines 287 was developed through a four-component reaction of isatin 114, malononitrile

Scheme 78 Key ring-closing metathesis reaction in the presence of the 2nd generation Grubbs catalyst in spiro[3,4]-indole synthesis



Scheme 79 Synthesis of spirooxindoles fused with a piperidine ring



Scheme 80 Intramolecular 1,5-hydride transfer/ring closure reaction of methyleneindolinones

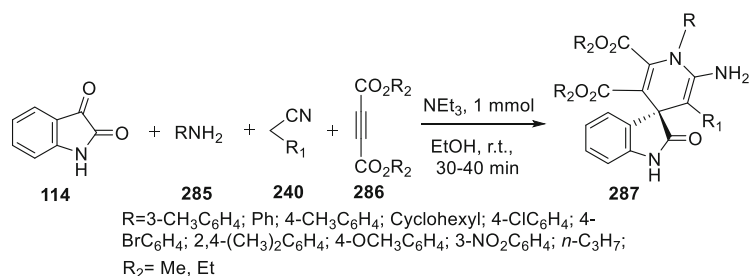
trile **240**, primary amines **285** and acetylenic esters **286** with high yields and a simple experimental procedure (Scheme **81**) [166].

Another four-component reaction of isatin **114**, 1,3-dicarbonyl compounds **288**, 1-phenyl-2-(1,1,1-triphenyl- λ^5 -

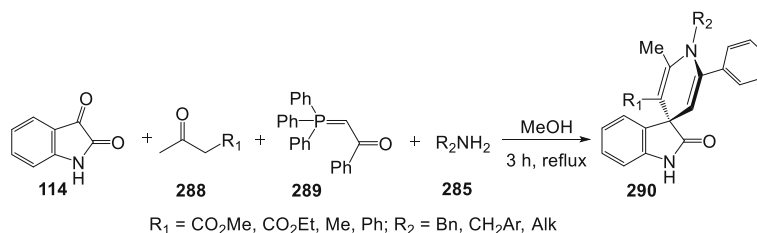
phosphanylidene)-1-ethanone **289** and amine **285** under refluxing in dry methanol afforded a series of spirooxindole derivatives **290** containing indoline-3,4'-pyridine-3'-carboxylate fragments in 74–85 % yields (Scheme **82**) [167].

The reactions of isatin with aromatic amines and suitable CH-acids proceed very easily and can be done even in the absence of solvents, for example, under mechanical activation. For instance, it was suggested a simple synthesis of spiro[diindenopyridine-indoline]triones could be done **292** via the reaction of 1,3-indandione **291**, aromatic amines **285** and isatins **114** based on a “Grindstone Chemistry” method in the presence of a catalytic amount of *p*-TSA (Scheme **83**) [168]. Compounds **292** are potent anticancer agents, which have cytotoxic and apoptosis inducing potencies that compare favorably with the clinical anticancer agent etoposide [169].

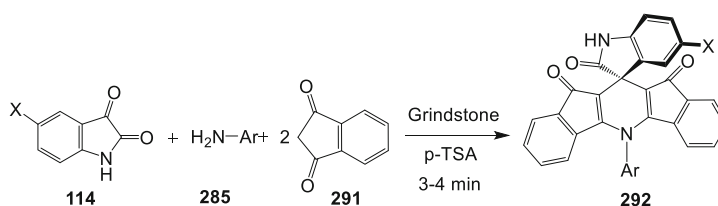
Scheme 81 Synthesis of spiro[indole-3,4'-(1',4'-dihydropyridine)] derivatives



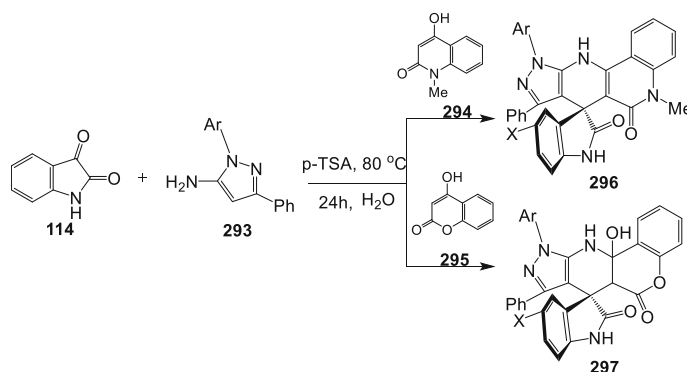
Scheme 82 One-pot four-component approach to spiro[indoline-3,4'-pyridine]-3'-carboxylate derivatives



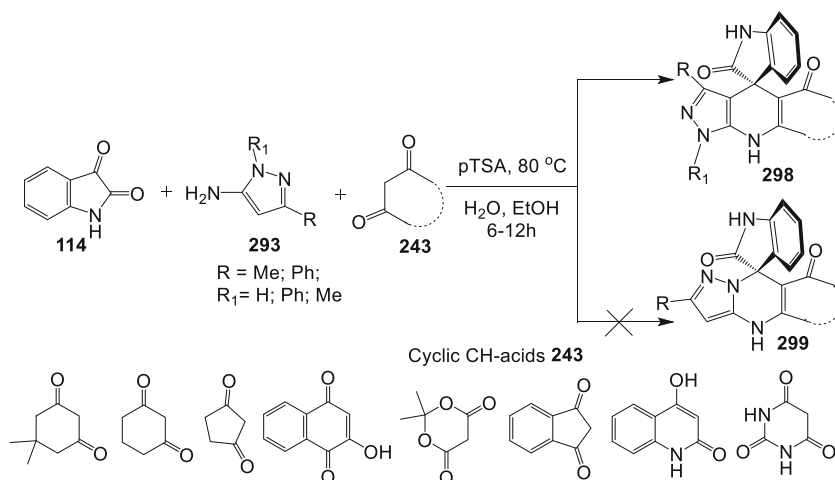
Scheme 83 One-pot synthesis of spiropyridine-indolines with 4-azafluorenone pharmacophore



Scheme 84 Three-component synthesis of spirooxindoles fused with benzo[*h*]pyrazolo[3,4-*b*][1,6]naphthyridine and chromeno[4,3-*b*]pyrazolo[4,3-*e*]pyridine systems



Scheme 85 Utilization of cyclic CH-acids for spiro-pyrazolo[3,4-*b*]pyridines synthesis



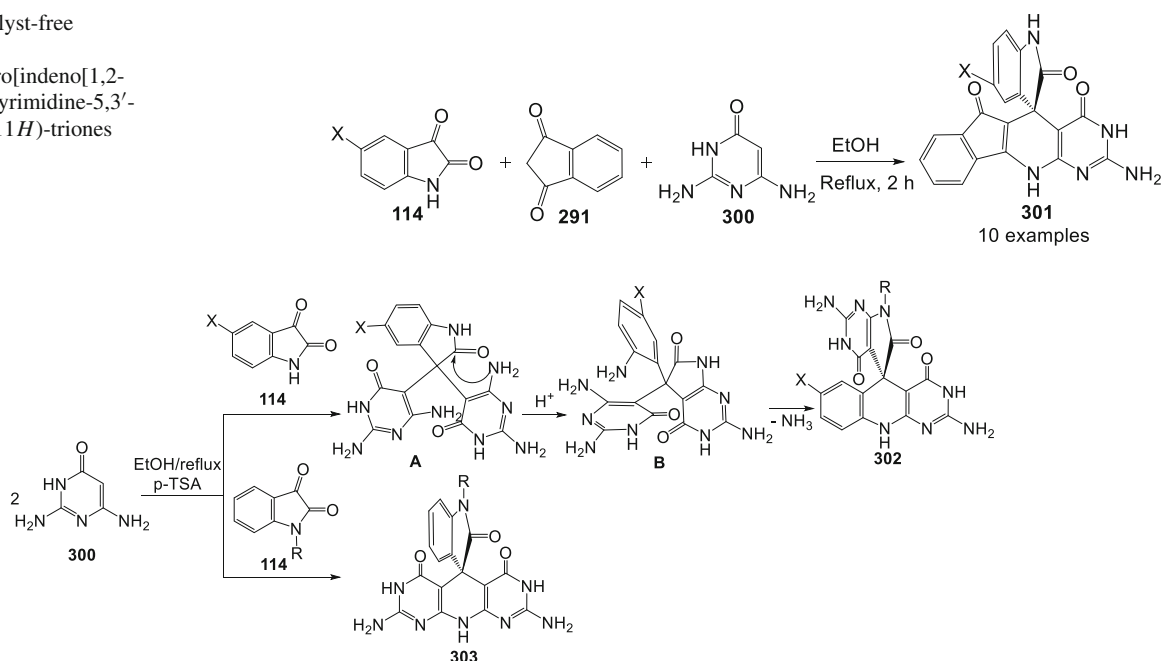
Among the first, S. Ahadi et al. reported the synthesis of spiro[benzo[*h*]pyrazolo[3,4-*b*][1,6]naphthyridine-7,3'-indoline]-2',6(5*H*)-diones **296** and spiro[chromeno[4,3-*b*]pyrazolo[4,3-*e*]pyridine-7,3'-indoline]-2',6(6*aH*,10*H*)-diones **297** from the reactions of CH-acids (4-hydroxy-1-methylquinolin-2(1*H*)-one **294** or 4-hydroxycoumarin **295**) with isatins **114** and 1*H*-pyrazol-5-amines **293** in water catalysed by *p*-TSA [170]. It is noteworthy that the product **297** does not eliminate water even under prolonged refluxing (Scheme 84).

A few years later, it was described the interactions between 5-amino-3-methyl-1-phenylpyrazoles **293**, β -diketones **243** and isatin **114** in aqueous media with *p*-TSA as a catalyst, leading to the formation of several spiro-pyrazolo[3,4-*b*]pyridine derivatives **298** (Scheme 85). The alternative products **299** were not observed [171, 172].

At the same time, G. Shakibaei et al. presented a catalyst-free synthesis of 2-amino-1*H*-spiro[indeno[1,2-*b*]pyrido[2,3-*d*]pyrimidine-5,3'-indoline]-2',4,6(11*H*)-triones **301** by the similar MCRs of isatins **114** with 1,3-indandione **291** and 2,6-diaminopyrimidin-4(3*H*)-one **300** in refluxing ethanol with 73–82 % yields (Scheme 86) [173].

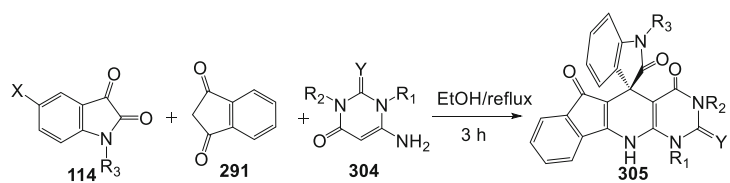
Isatins with various substituents react differently with 2,6-diaminopyrimidin-4(3*H*)-one **300** [174]. It was found that a mixture of 2,6-diaminopyrimidin-4(3*H*)-one **300** and *N*-unsubstituted isatins **114** in the presence of a catalytic amount of *p*-TSA afforded the spiro[pyrimido[4,5-*b*]quinoline-5,5'-pyrrolo[2,3-*d*]pyrimidine]-triones **302** in a 85 % yield after refluxing in ethanol for 8 h. This reaction may have proceeded through the intermediate **A**, formed *in situ* by interreaction of isatins **114** with 2,6-diaminopyrimidin-4(3*H*)-one **300**, and converted into the intermediate **B** followed by forma-

Scheme 86 Catalyst-free synthesis of 2-amino-1*H*-spiro[indeno[1,2-*b*]pyrido[2,3-*d*]pyrimidine-5,3'-indoline]-2',4,6(11*H*)-triones

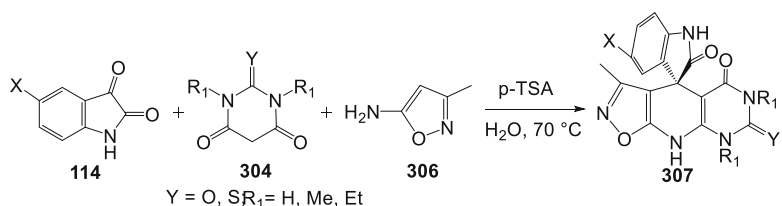


Scheme 87 Variants of interaction of isatins with 2,6-diaminopyrimidin-4(3*H*)-one

Scheme 88 Synthesis of spiroindeno[1,2-*b*]pyrido[2,3-*d*]pyrimidine-5,3'-indolines



Scheme 89 Spiro[indoline-isoxazolo[4',3':5,6]pyrido[2,3-*d*]pyrimidine] derivatives synthesis



tion of cyclized product **302** and ammonia. Although, when using *N*-alkylisatins **114** under similar conditions, different products 2', 8'-diamino-spiro[indoline-3,5'-pyrido[2,3-*d*:6,5-*d'*]dipyrimidine]-2, 4', 6'(3'*H*, 7'*H*, 10'*H*)-triones **303** were formed in 78–87 % yields (Scheme 87).

Aminouraciles have also found application in the synthesis of spirooxindoles. Thus, the refluxing of 1,3-indandione **291** with amino uracils **304**, and isatins **114** without any catalyst in ethanol for 3 h afforded spiroindeno[1,2-*b*]pyrido[2,3-*d*]pyrimidine-5,3'-indolines **305** in good yields (Scheme 88). It should be noted, that when the reaction of aminouraciles **304** and isatin **140** was carried out with other cyclic diketones, such as dimedone **256** or barbituric acid **264** in the same conditions, the reaction mixture showed a combination of starting materials and other numerous products [175].

When isoxazole **306** was used instead of 2,6-diaminopyrimidin-4(3*H*)-one **300** or 1,3-diaryl-pyrazol-5-amines **293** in the reactions with isatins **114** and barbituric acids **304**, the spiro[indoline-isoxazolo[4',3':5,6]pyrido[2,3-*d*]pyrimidine] derivatives **307** were obtained in high yields (Scheme 89) [176].

Synthesis of 3-spirooxindoles fused with cycloalkyl radicals

Methods of spiro[cyclohexane-1',3-indoline]-2-one framework construction

The synthesis of the spiro[cyclohexane-1',3-indoline]-2-one scaffold is of general interest due to its connection with

a gelsemine group of alkaloids (Fig. 1). For example, this nucleus is presented in the highly potent and selective vasopressin V₂-receptor antagonist **SR121463A** [177]. The spiro-oxindole **308** [178] is a potent inhibitor of the MDM2–p53 interaction in the discovery of anticancer agents. The novel bichromophoric spirocyclic indolones **309** possess bright fluorescence and high quantum yield (Fig. 7) [179].

The spiro[cyclohexane-1,3'-indolin]-2',4-dione ring can be prepared either from a preexisting 4-oxo protected cyclohexyl derivative or from an oxindole. Thus, methyleneindolinones **310** were used as starting materials in the synthesis of spirocyclohexenindolone derivatives **312** via the Diels-Alder cycloaddition with several dienes, for example, Danishefsky's diene **311** (Scheme 90) [180,181].

Various *ortho*-iodo anilides were successfully used in the synthesis of spiro[cyclohexane-1',3-indoline]-2-ones [182]. Th. Müller et al. applied another approach based on the insertion-coupling-isomerization-Diels-Alder domino reaction for a search of new luminescent bichromophoric spirocyclic indolones **309** [178]. The reaction with alkynyl *ortho*-iodo anilides **313** and 1-phenylpropargyl prenyl ethers **314**

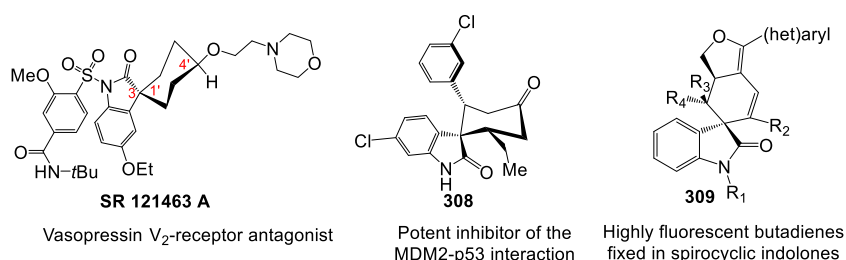
as substrates and [PdCl₂(PPh₃)₂] and CuI as a catalytic system under 130 °C for 16 h led to formation of spirocyclic indolones **315** in moderate yields (Scheme 91).

Y-C. Chen and co-workers found that interaction of 2,4-hexadienal **317** with the diphenylprolinolsilyl ether **318** and *o*-fluorobenzoic acid (OFBA) leads to reactive trienamine intermediates **A** which undergo Diels-Alder reactions with 3-olefinic oxindoles **316** (Scheme 92). This method offers a facile entry to highly complex molecular frameworks with excellent stereocontrol [183].

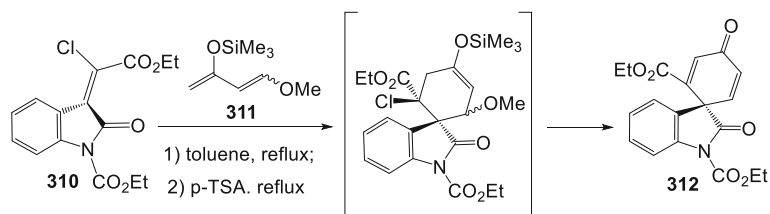
An example of a highly efficient organocatalytic Diels-Alder reaction is presented by the synthesis of carbazole-spirooxindole derivatives **322** from methyleneindolinones **316** and 3-vinylindoles **320** (Scheme 93). A simple bis-thiourea **321** was used as the organocatalyst, that provided the products in excellent yields and stereoselectivity (>99:1 *dr*, up to 99 % *ee*) [184].

Methyleneindolinones have also been used in bifunctional organocatalytic asymmetric [4+2] cycloaddition reactions for the construction of spiro[4-cyclohexanone-1,3'-oxindoline] derivatives [185]. Recently, cyclobutenones **323**

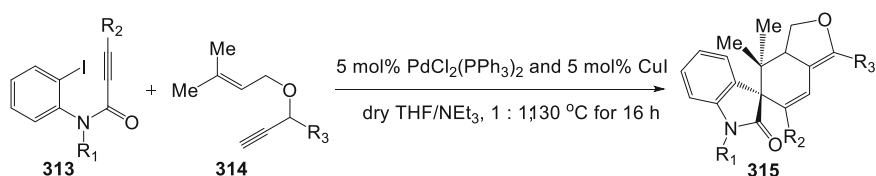
Fig. 7 Various applications of spiro[cyclohexane-1',3-indoline]-2-ones



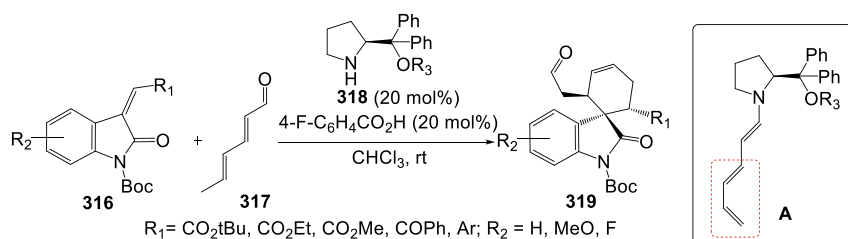
Scheme 90 Cycloaddition reaction of 3-chloromethylene-2-indolones dienes



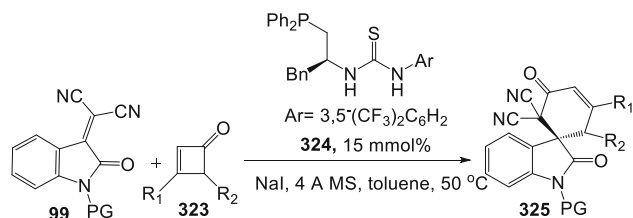
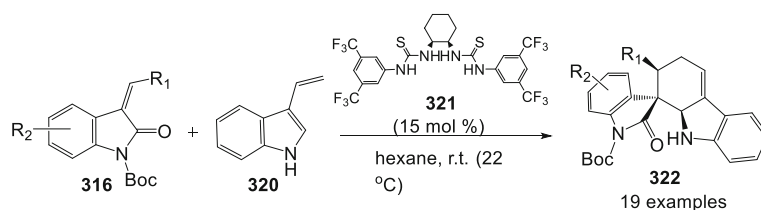
Scheme 91 Synthesis of luminescent bichromophoric spiroindolones



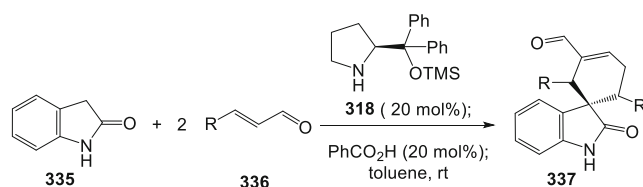
Scheme 92 Diels-Alder reaction of 2,4-hexadienal with 3-olefinic oxindoles



Scheme 93 Stereocontrolled Diels–Alder reaction of 3-vinylindoles with methyleneindolinones



Scheme 94 1,4-Dipolar cycloadditions of cyclobutenones with isatylidenemalononitrile



Scheme 97 Synthesis of spiro[cyclohexane-1',3-indoline]-2-one via a Michael–Michael–aldol reaction

have been used in the asymmetric intermolecular 1,4-dipolar spiroannulation with isatylidenemalononitrile **99** in the presence catalyst **324** followed by formation of 3-spirocyclohexenone 2-oxindoles **325** in good yield with up to 87 % *ee* (Scheme 94) [186].

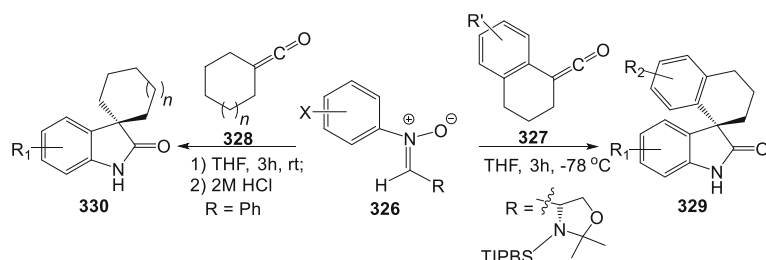
Recently, chiral *N*-arylnitrones **327** and **328** were used with carbocyclic alkylarylketenes **326** in a pericyclic cascade comprising [3+2]-cycloaddition followed by a [3,3]-sigmatropic rearrangement process to generate spirocyclic oxindoles **329** and **330** in good yields and with excellent levels of enantioselectivity (90–99 % *ee*) (Scheme 95) [187].

The organo-catalyzed Michael/Michael/aldol condensation sequences allow the direct, one-step synthesis of complex spirooxindolic cyclohexane derivatives starting from simple precursors [188]. In 2010, Y.-C. Chen's group offered the one-pot method for the synthesis of methyleneoxindoles **331** with two molecules of α , β -unsaturated aldehyde **332** and

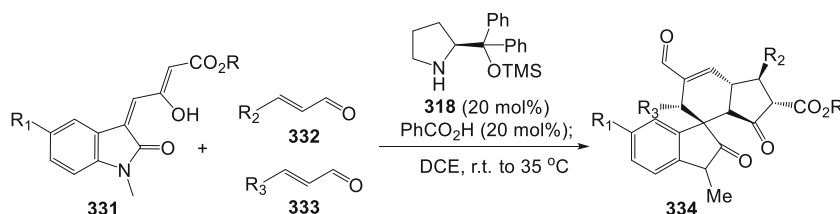
333 under quadruple iminium/enamine/iminium/enamine catalysis that led to spirooxindoles **334** bearing six contiguous stereocenters in excellent stereoselectivities (96 to 99 % *ee*, >99 % *dr*). A chiral amine α , α -diphenylprolinol *O*-TMS ether **318** served as a catalyst in this unique triple Michael/aldol process (Scheme 96) [189]. Subsequently, a tandem reaction of aliphatic aldehydes with electron-deficient olefinic oxindoles could be supplemented with various activated olefins or imines to afford spirocyclic oxindoles with miscellaneous molecular complexity [190,191].

Later, it was disclosed that oxindoles **335** could react with unsaturated aldehydes **336** via a Michael–Michael–aldol reaction to give the desired spirocyclic compounds **337** in the presence of the catalyst **318** (20 %) and benzoic acid (20 %) in toluene. The final products were obtained in good yields and in a total stereocontrolled fashion in most of the examples (Scheme 97) [192].

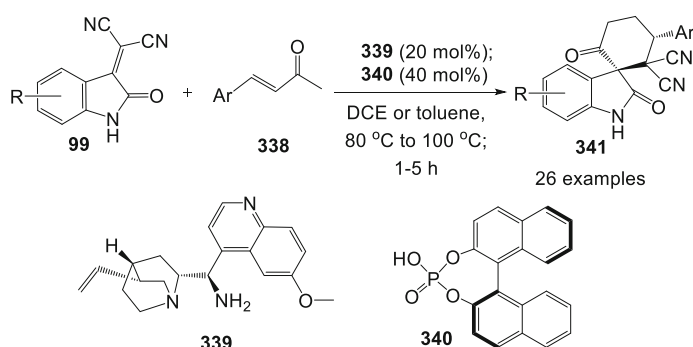
Scheme 95 One-pot pericyclic cascade approach to asymmetric spirocyclic oxindoles



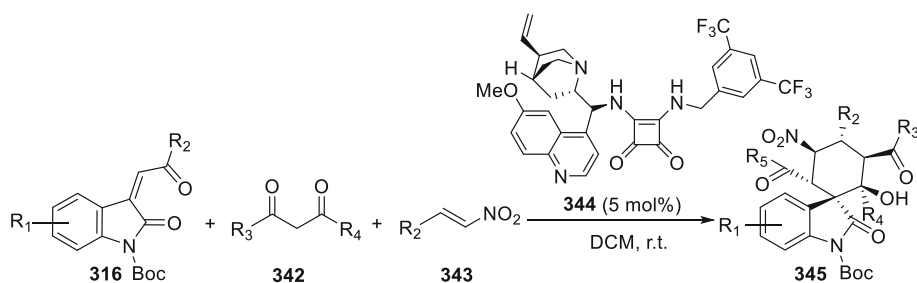
Scheme 96 Asymmetric quadruple domino reactions catalyzed by 2-(diphenyl(trimethylsilyl)oxy)-methylpyrrolidine



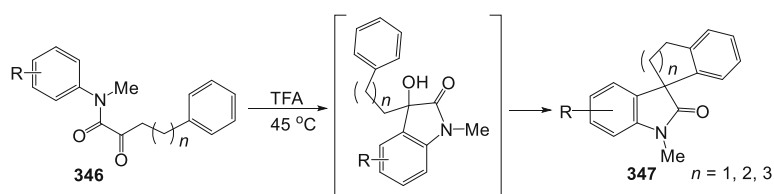
Scheme 98 Double Michael addition of isatylidene malononitriles with arylideneacetones



Scheme 99 Asymmetric organocatalytic cascade strategy for privileged spirocyclohexane oxindoles



Scheme 100 Synthesis of spirooxindoles by double intramolecular arylation of R-ketoanilides



The optically pure spiro[cyclohexane-1,3'-indoline]-2',3-diones **341** could be efficiently synthesized in high yields (88–99%) with excellent diastereo- and enantioselectivity (94:6–99:1 *dr*, 95–99 % *ee*) through the cascade Michael additions of isatylidene malononitriles **99** with (R)- β -unsaturated ketones **338** via the catalysis of a cinchona alkaloid-derived primary amine **339** together with an BINOL-phosphoric acid **340** (Scheme 98) [193].

The most recent report devoted to a Michael–Michael–aldol cascade sequence represents an interaction between 1,3-dicarbonyl compounds **342**, nitroalkenes **343**, and methyleneindolinones **316** in the presence of 5 mol% chiral squaramide **344**. The reactions led to a series of enantioenriched spirocyclohexane oxindoles **345** bearing six contiguous stereocenters in good yields (up to 85 %) and with excellent stereoselectivity (>20:1 *dr*, >99 % *ee*) (Scheme 99) [194].

There have been described interesting examples of the intramolecular Friedel–Crafts reaction for the synthesis of diversely functionalized spirooxindoles [195,196]. In the latter case, compounds **347** can be derived from readily accessible α -keto-*N*-arylacetylides **346** bearing alkyl side chain residues in the presence of trifluoroacetic acid (TFA) at room temperature or at 45 °C. This method could be applied

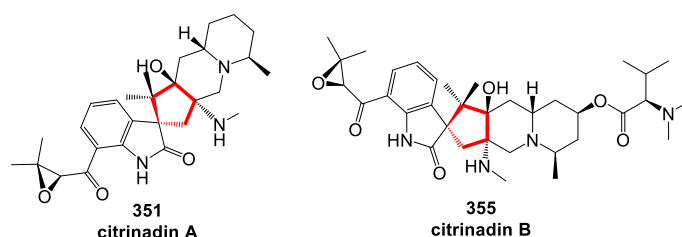
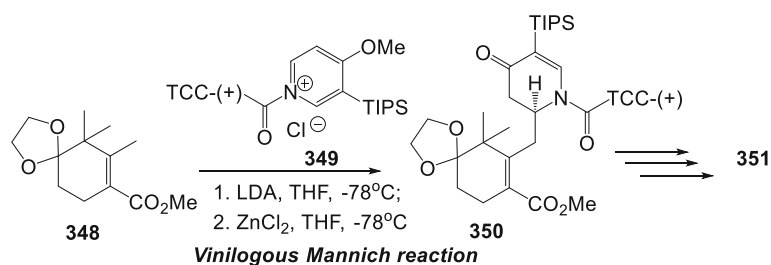
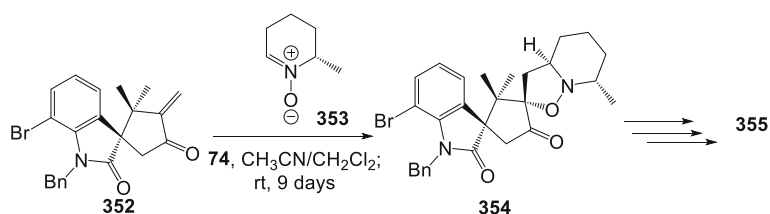
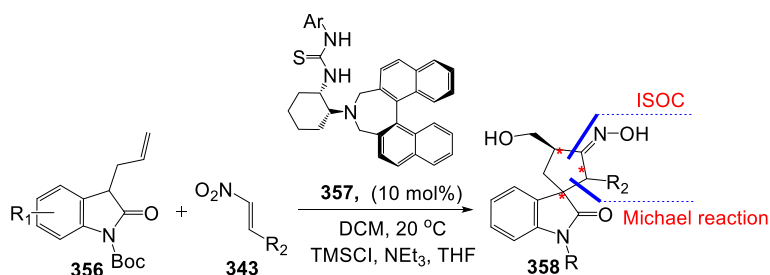
for the synthesis of spirooxindoles fused with cyclopentyl-, cyclohexyl and cycloheptyl rings (Scheme 100).

Spirocyclopentaneoxindoles synthesis

A number of natural alkaloids (Fig. 8) and synthetic drug candidates include the 3-spirocyclopentane-2-oxindoles as a main motif of their scaffolds [197,198]. The direct catalytic enantioselective synthesis of these compounds is fraught with challenges in chiral substrate-controlled methods.

Zhiguo Bian et al. have achieved the first total synthesis of (–)-citrinadin A **348** through this methodology, which takes 20 stages. The key step has a vinylogous Mannich reaction of the dienolate derived from **348** with the chiral pyridinium salt **349** followed by formation of the first stereogenic center of compound **350**. The chirality at this center served as a control point when introducing other stereocenters in the pentacyclic core (Scheme 101). Citrinadin A has shown to exhibit cytotoxicity against murine leukemia L1210 (IC₅₀ 6.2 mg/mL) and human epidermoid carcinoma KB cells (IC₅₀ 10mg/mL) [199,200].

Several attempts were made to provide the stereocontrolled synthesis of the citrinadin B core **354** [201]. Recently,

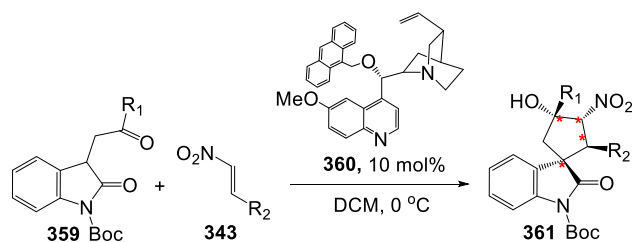
Fig. 8 Naturally occurring spirocyclopentaneoxindoles**Scheme 101** Vinylogous Mannich reaction in the first total synthesis of (–)-citrinadin A**Scheme 102** Intermolecular nitron cyloaddition reaction as a key step in the total synthesis of the citrinadin B **355****Scheme 103** Organocatalytic asymmetric synthesis of spirocyclopentaneoxindoles by Michael addition/ISOC/fragmentation

Li et al. have developed a convergent synthetic strategy that employs enone **352**, which was serving as the dipolarophile in the stereoselective intermolecular nitron **353** cyloaddition reactions as a key step (Scheme 102) [202].

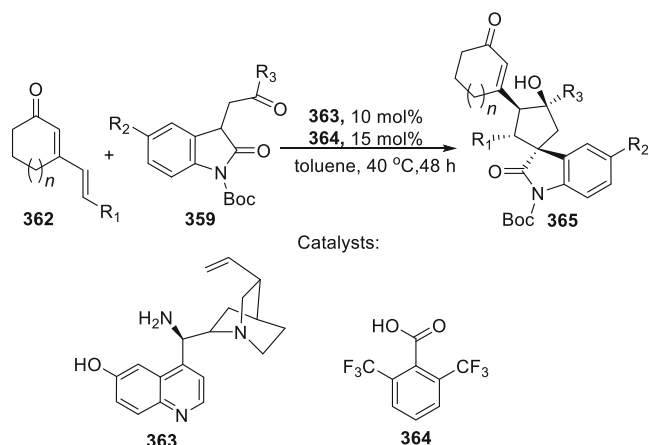
The asymmetric organocatalytic multistep one-pot reactions have appeared as a powerful tool for efficient construction of complex molecules from readily available simple starting materials. Li et al. have described organocatalyzed Michael addition/intramolecular silyl nitron-olefin cycloaddition (ISOC)/fragmentation reaction of 3-allyl-substituted oxindoles **356** and nitroolefines **343**, which gave diastereoselective (up to > 30:1 *dr*) and enantioselective (up to > 99 % *ee*) spirocyclopentaneoxindoles **358** with the oxime functional group and including one spiroquaternary stereocenter in good yields (Scheme 103) [203].

Later, the Michael-Henry cascade reactions provided spirooxindoles **361** in high yields and excellent enantioselectivity in a single step from various oxindole derivatives **359** and nitroolefines **343** as starting materials in the presence of a chiral tertiary amine catalyst **360** in DCM at 0 °C for 2 h (Scheme 104) [204].

In recent years, organocatalytic enantioselective domino/cascade reactions have been employed for the synthesis of spirocyclopentaneoxindoles by various groups of authors [205–208]. Later, the cinchona-based primary amine **363** organocascade catalysis was used to access a variety of complex highly optically pure spirocompounds **365** with four contiguous stereocenters when reacting with the cyclic dienones **362** and the 3-substituted oxindoles **359** (Scheme 105) [209].



Scheme 104 Construction of spirocyclooxindoles via a Michael-Henry cascade reaction

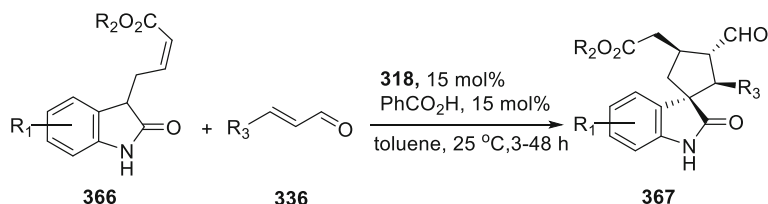


Scheme 105 Vinylogous cascade catalysis in the synthesis of spirocyclopentane oxindoles

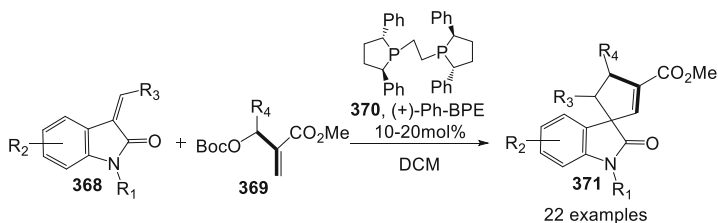
Recently, a novel iminium–enamine tandem process was established to construct densely substituted spirocyclopentaneoxindole core units **367** from 3-substituted bifunctional oxindoles **366** and readily available α , β -unsaturated aldehydes **336** catalyzed by a chiral secondary amine **318** with excellent stereoselectivity (up to 99 % *ee*) (Scheme 106) [210].

Several approaches were made for the construction of spirocyclic oxindolic cyclopentanes via [3+2] cycloaddi-

Scheme 106 Reaction of 3-substituted oxindoles with α , β -unsaturated aldehydes



Scheme 107 Phosphine-catalyzed [3+2] cycloaddition reaction



tion reactions. Asymmetric variants of these reactions have been implemented by using chiral catalysts [211,212]. High interest is represented in the annulation reactions of Morita-Baylis-Hillman carbonates and olefins with phosphine catalysts. Thus, a novel organocatalytic asymmetric [3+2] cycloaddition reaction between methyleneindolinones **368** and allylic compounds **369** leads to complex spirocyclopentaneoxindoles **371** with a chiral phosphine **370** as a nucleophilic organocatalyst (Scheme 107) [213].

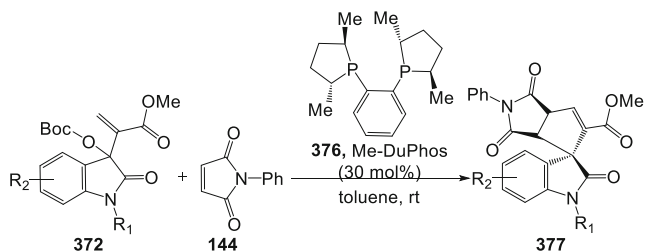
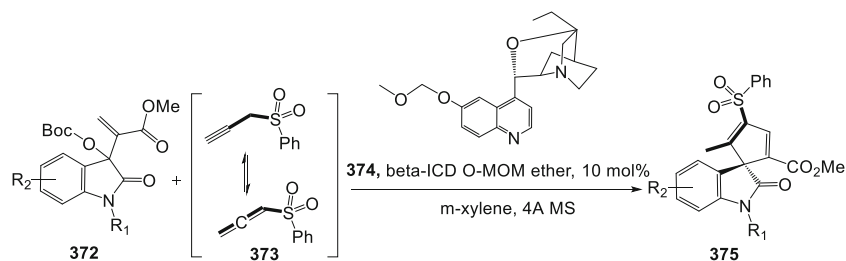
Another example of a chemo- and enantioselective [3+2] annulation of Morita-Baylis-Hillman carbonates of isatins **372** by propargyl sulfone **373** and catalyzed by β -isocupreidine (β -ICD) *O*-MOM ether **374**, describes a synthesis of spirocyclic 2-oxindoles **375** bearing an unusual cyclopentadiene motif in outstanding *ee* values (up to >99 %) (Scheme 108) [214].

Electrophiles, such as *N*-phenylmaleimide, have been also utilized to deliver complex spirocyclic 2-oxindoles with good results. Thus, an efficient asymmetric [3+2] cycloaddition reaction between Morita-Baylis-Hillman carbonates of isatins **372** and *N*-phenylmaleimide **144** catalyzed by Me-DuPhos **376** afforded spirocyclopentaneoxindoles **377** in good yields (up to 84 %) with excellent diastereo- and enantioselectivity (up to 99 % *ee*) (Scheme 109) [215].

Synthesis of spiro[indoline-3,1'-cyclopropan]-2-ones

The Synthesis of spirocyclopropanes is of great interest and especially challenging due to the presence of three consecutive stereogenic centers in the highly strained three-membered ring of their molecules. The spiro[indoline-3,1'-cyclopropan]-2-ones are important semi-products for the alternate bond construction strategy for spiro[pyrrolidine-3,3'-oxindole] ring systems, relying on a cyclopropane-opening/ring-expansion reaction [32]. Spirocyclopropane-1,3-oxindole **378** acts as a kinase inhibitor and **379** is a potent

Scheme 108 Annulation of Morita-Baylis-Hillman carbonates of isatins by propargyl phenyl sulfone



Scheme 109 Me-DuPhos-catalyzed 1,3-dipolar cycloaddition of Morita-Baylis-Hillman carbonates of isatins to *N*-phenylmaleimide

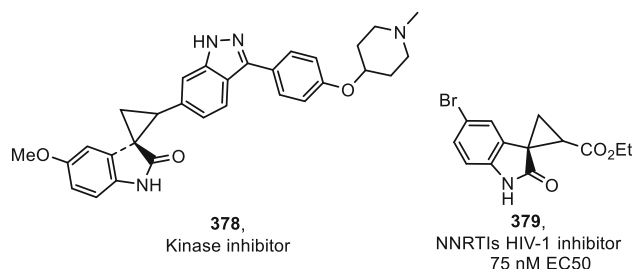


Fig. 9 The spirocyclopropyl oxindole motif in biologically active compounds

HIV-1 non-nucleoside reverse transcriptase inhibitor (Fig. 9) [216,217].

Xiaowei Dou et al. developed the first direct organocatalytic asymmetric cyclopropanation reaction of oxindoles. In this strategy, oxindoles **380** were employed as a dinucleophilic C_1 synthons and bromonitroolefins **381** with a dielectrophilic center were used as a C_2 synthon (Scheme 110). An amino acid-based multifunctional catalyst **383** promoted the [2+1] reaction, gave the products **384** and **385** in high yields and excellent enantioselectivity. By using 1,4-diazabicyclo[2.2.2]octane (DABCO) as a nucleophilic catalyst, a stereochemically retentive conversion of different diastereomers of cyclopropyl spirooxindoles was discovered [218].

The cyclopropanation formation spirooxindoles has been usually performed in the presence of toxic metal catalysts [219]. Further, spirocyclopropanes have also been reported from diazo compounds and alkenes in the presence of expensive transition metals, such as $Rh_2(OAc)_4$, $CuOTf$, $Hg(OTf)_2$ or $Au(I)$ -complexes [220,221]. The disadvantage

of the metal-catalyzed process is that heteroatom containing alkenes could bind tightly to a transition metal present in the catalyst, resulting in loss of their catalytic activity. Recently, there was discovered a highly efficient diastereoselective method to synthesize spiro[cyclopropane-1,3-oxindoles] **389** and **390** from thermal decomposition of 3-diazo oxindoles **386** and mono-substituted **387** or 1,2-disubstituted **388** alkenes under solvent- and transition metal-free conditions in excellent yields (Scheme 111) [222].

A new asymmetric organocatalytic synthesis of *trans*-substituted spirocyclopropane oxindoles **393** based on the Michael addition of *N*-Boc-protected 3-chlorooxindole **390** to unsaturated 1,4-dicarbonyl compounds **391** running with an amino acid-based multifunctional catalyst **392** has been developed by Oseka et al. This methodology provides products **393** with two identically substituted tertiary stereocenters in moderate yields and with very high diastereo- and enantioselectivity (Scheme 112) [223].

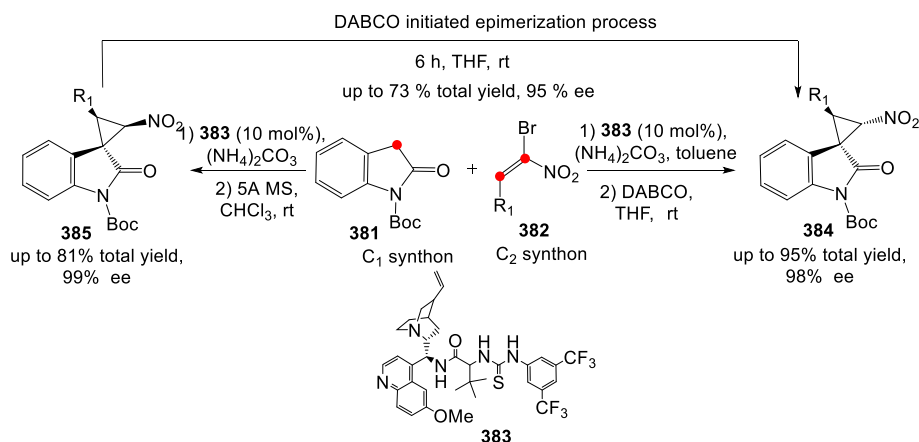
Synthesis of 3-spirooxindoles containing different two heteroatoms-substituted heterocycles

The 3-heteroatom-substituted spirooxindoles, especially sulfur-containing phytoalexins, were firstly isolated from the plants of the family *Cruciferae* (syn. *Brassicaceae*) [224,225]. As it was pointed out earlier, spirobrassinin **21** and its related analogues (Figs. 4, 10) possess a potent antimicrobial, antitumor, and oviposition stimulant for biological activities and are of great interest in the applying of novel methodologies for their synthesis [226–228].

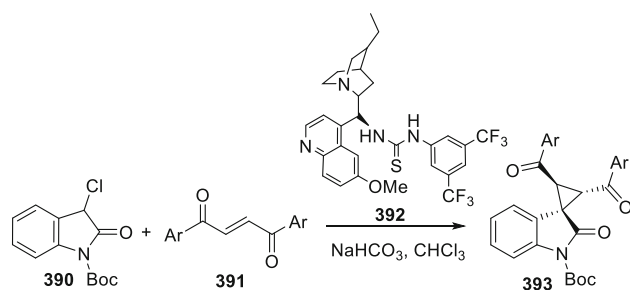
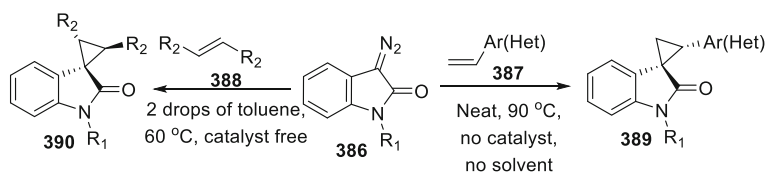
The Mannich/cyclizations reactions represent one of the ways of utilisation of 2-oxindols in the synthesis of the spiroindoline[3,4']oxazolines. Thus, Yuan et al. firstly reported the organocatalytic direct asymmetric synthesis of a library of enantioenriched spirocyclic oxindoles **396** through the aldol reactions of 3-isothiocyanato oxindoles **219** with ketones **394** and bifunctional thiourea-tertiary amines **395** as catalysts (Scheme 113) [228].

Later, Han et al. developed a method for highly efficient and diastereoselective construction of structurally diverse dispiro[oxazolidine-2-thione]bisoxindoles **396** in excellent yields (up to 97 %) and diastereoselectivity (up to 99:1) by the reaction of 3-isothiocyanato oxindoles **219** with isatins

Scheme 110 Direct organocatalytic asymmetric cyclopropanation reaction of oxindole



Scheme 111 Metal-free synthesis of spirocyclopropanes from diazocarbonyl compounds



Scheme 112 Asymmetric organocatalytic synthesis of spirocyclopropane oxindoles

114 in the presence of 1 mol% Et₃N under mild reaction conditions (Scheme 114). The following methylation of **396** led to spirobrassinin's spiroindoline[3,4']oxazoline analogs **397** [230].

Jiang et al. developed a highly efficient and convenient strategy of the construction of unique spiroindoline[3,5'] oxazolines **400** and **401** through the organocatalyzed asymmetric aldol reaction of the N-substituted isatins **114** with isothiocyanates **398** and **399** (Scheme 115). Preliminary

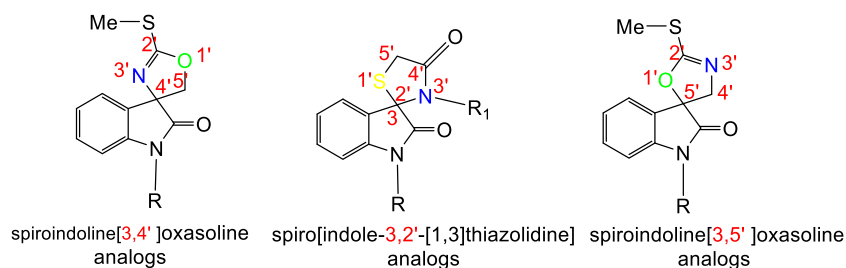
biological evaluation of several representatives of spirooxazolines revealed promising antipyretic activity [231].

Badillo et al. described a method for the synthesis of a new class of spirocyclic oxindole oxazolines **403** and **404** by the addition of 5-alkoxy-2-aryloxazoles **402** to isatin **114** by adding the catalytic amounts of titanium (IV) chloride (10 or 20 mol%). Utilizing the substitution at the 4-position of the oxazole enabled access to either the 2-oxazoline **403** or 3-oxazoline **404** spirocycles with excellent regiocontrol (*dr* >99:1) (Scheme 116) [232].

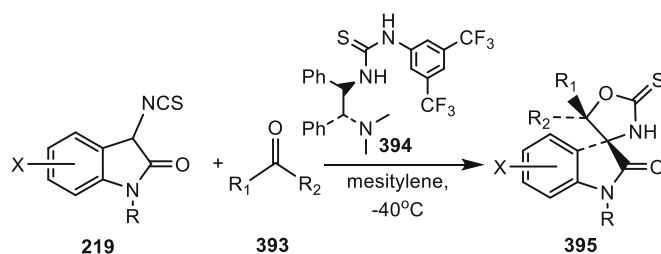
The spirocyclic isoxazolines represent another type of 3-heterocyclic spirooxindoles. The most common way for their synthesis is the 1,3-dipolar cycloaddition of alkene dipolarophiles and nitrile oxides [233]. Thus, the nitrile oxide **406** was generated *in situ* by dehydrochlorination of hydroximoyl chloride **405**. The following cycloaddition of 3-methylene oxindoles **407** gave the product **408** as a single regioisomer, albeit in low yield (Scheme 117) [234].

A similar approach to the synthesis of spiro[indole-dioxazoline-1,3,4] compounds **410** was applied by 1,3-dipolar cycloaddition reaction of isatins **114** with the aryl

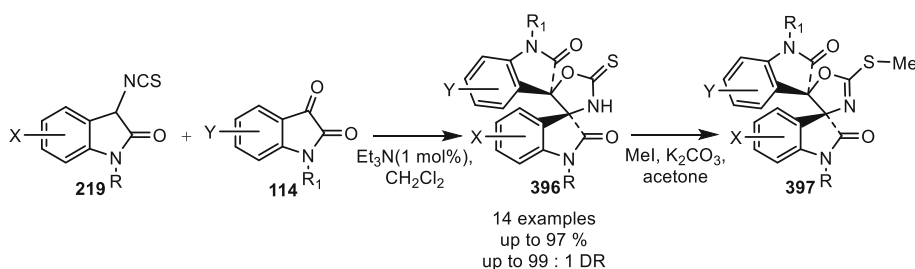
Fig. 10 Spirooxindole phytoalexins analogs



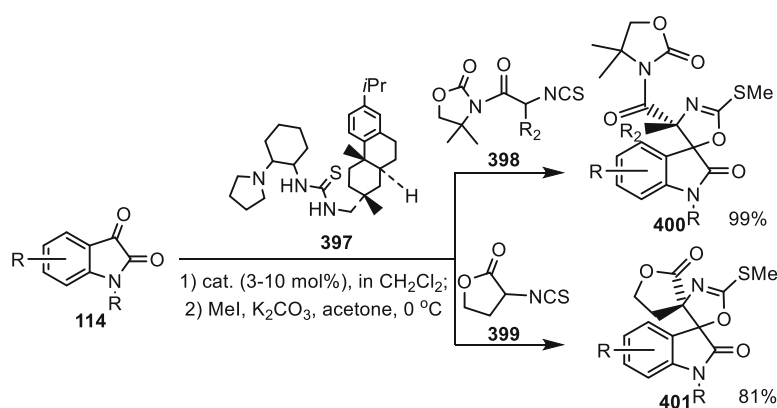
Scheme 113 Asymmetric aldol reaction of 3-isothiocyanato 2-oxindoles with simple ketones under chiral thiourea catalysis



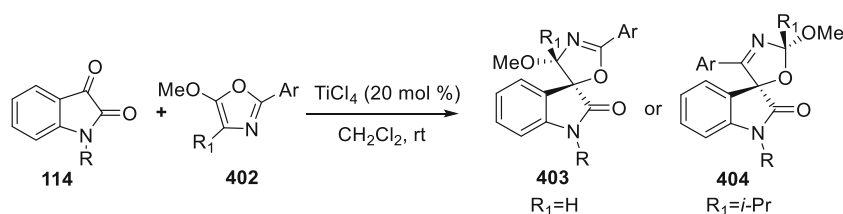
Scheme 114 Synthesis of dispiro[oxazolidine-2-thione]bisoxindoles



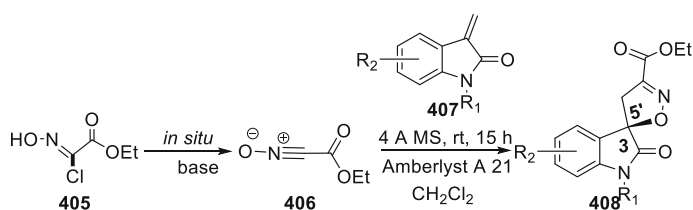
Scheme 115 Synthesis of spirobrassinin spiroindoline[3,5']oxazoline analogs with antipyretic activity



Scheme 116 A regio- and stereoselective spirocyclization between isatins and 5-methoxyoxazoles



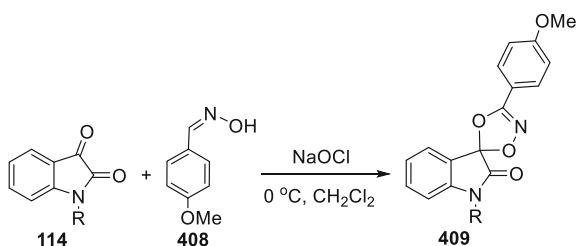
Scheme 117 Regioselective synthesis of spiro[indoline[3,5']isoxazolidine



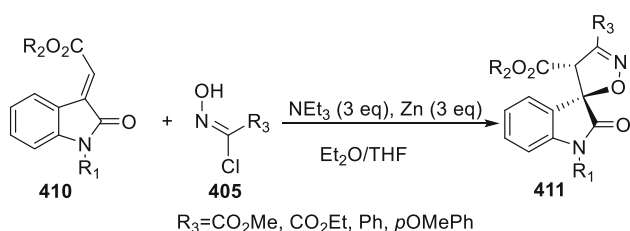
nitride generated *in situ* from 4-methoxybenzaloxime **409** and sodium hypochlorite (Scheme 118) [235].

Carlos et al. described utilization of zinc as a dehydrochlorinating agent for chlorooximes **405** with an aryl or ester

side chains in the 1,3-dipolar cycloaddition reactions with 3-methylene indolin-2-ones **410**. This method can proceed without an addition of base and leads to spiroisoxazoline oxindoles **411** containing ester groups at position 4' and aro-



Scheme 118 1,3-Dipolar cycloaddition reaction of N-alkylisatins and 4-methoxybenzaloxime

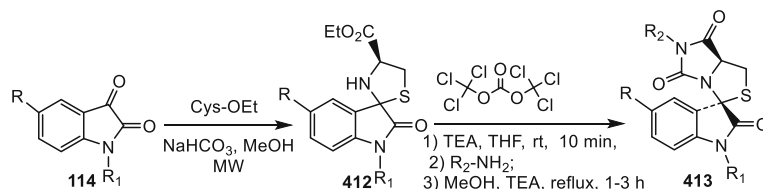


Scheme 119 Regioselective synthesis of spiroisoxazoline oxindoles

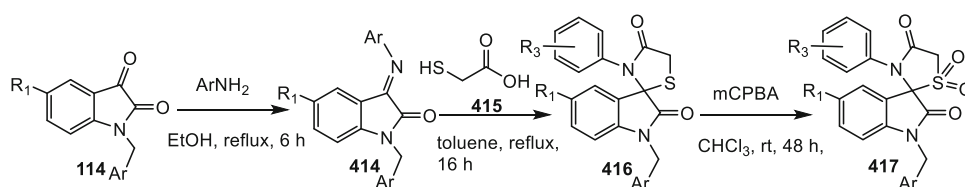
matic or ester groups at position 3' of the isoxazoline ring (Scheme 119) [236].

Gomez-Monterrey et al. reported the direct spirocondensation of isatins **114** and cysteine ethyl ester that led to spiro(oxindolethiazolidine) ethyl esters **412**. The following intramolecular cyclization of these derivatives was performed in refluxing methanol in the presence of TEA and gave the novel highly antitumor potential spiro[imidazo[1,5-

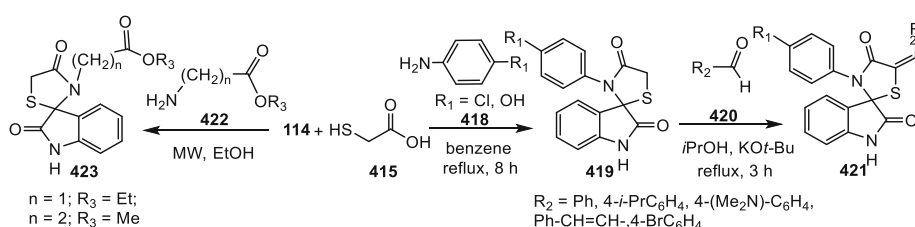
Scheme 120 Synthesis of antitumor spiro[imidazo[1,5-*c*]-thiazole-3,3'-indoline] derivatives



Scheme 121 Synthesis of indolin-2-on-3-spirothiazolidinones with antitubercular properties



Scheme 122 Three-component approach to spiro[indole-thiazolidinones] with antitumor activity



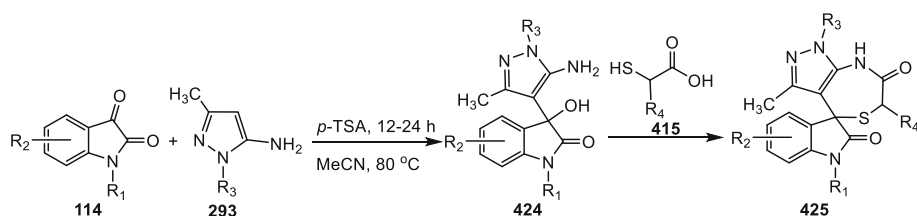
c]thiazole-3,3'-indoline]-2',5,7-trione derivatives **413** with 39–56 % overall yields as simple isomer (Scheme 120) [237].

Vintonyak et al. established the synthesis of spirothiazolidinones **416** through the cyclisation of the isatin-3-imines **414** with mercaptoacetic acid **415**. The following oxidation of sulfides **416** with *meta*-chloroperbenzoic acid (mCPBA) led to a library of 200 indolin-2-on-3-spirothiazolidinones **417** (Scheme 121). All tested compounds of **417** are potent inhibitors of the pathophysiologically relevant title protein MptpB (*Mycobacterium tuberculosis* protein tyrosine phosphatases B) [238].

The similar approach to spiro[indole-thiazolidinones] **419** was made by R. Lesyk et al. through the one-pot three-component reaction of isatins **114**, primary aromatic amines **418**, and a mercaptoacetic acid **415** in anhydrous benzene. The following synthesis of 5-ylidene-4-thiazolidinones **421** was realized in a Knoevenagel reaction of **419** with aldehydes **420** in 2-propanol with potassium *tert*-butoxide as catalyst. The reaction of isatins **114** with mercaptoacetic acid **415** and amino acids esters **422** under microwave assistance led to compounds **423** with significant antitumor activity (Scheme 122) [239].

However, novel heptacyclic spiro[indoline-3,4'-pyrazolo[3,4-*e*][1,4]thiazepine]diones **425** were obtained when amines **418** were replaced by 5-amino-3-methylpyrazoles **293** in a facile one-pot reaction with isatins **114** and mercaptoacetic acid **415** due to the formation of 3-(5-aminopyrazol-3-yl)-3-hydroxy 2-oxindolines **424** as intermediates (Scheme 123) [240].

Scheme 123 Efficient multi-component tandem reaction giving spiro[indoline-thiazepines]



Conclusion

This review is devoted to the recent advances in the strategies of the enantioselective synthesis of various spirooxindoles that can possess significant biological activity. However, the evolution of the methodologies for the construction of spirooxindoles has increased through the past decade and is expected to have important employment for the development of complex natural compounds as well as in drug design.

References

- Lipson VV, Zamigajlo LL, Petrova ON (2011) Development of 11 β -HSD1 inhibitors for the treatment of metabolic syndrome. *Ukrainica Bioorganica Acta* 2:3–13. http://www.bioorganica.org.ua/UBAAdenovo/vol_9_2_ukr.htm
- Stuart L (2000) Schreiber target-oriented and diversity-oriented organic synthesis in drug discovery. *Science* 17:1964–1969. doi:10.1126/science.287.5460.1964
- Bindra JS (1973) Chapter 2 oxindole alkaloids. *Alkaloids: Chem Physiol* 14:83–121. doi:10.1016/S1876-0813(08)60219-5
- Schun Y, Cordell GA (1985) 14 β -Hydroxygelsedine, a new oxindole alkaloid from *Gelsemium sempervirens*. *J Nat Prod* 48:788–791. doi:10.1021/np50041a012
- Kitajima M (2007) Chemical studies on monoterpenoid indole alkaloids from medicinal plant resources *Gelsemium* and *Ophiorrhiza*. *J Nat Med* 61:14–23. doi:10.1007/s11418-006-0101-z
- Stratmann K, Moore RE, Bonjouklian R, Deeter JB, Patterson GML, Shaffer S, Smith CD, Smitka TA (1994) Welwitindolinones, unusual alkaloids from the blue-green algae *Hapalosiphon welwitschii* and *Westiella intricata*. Relationship to fischerindoles and hapalinodoles. *J Am Chem Soc* 116:9935–9942. doi:10.1021/ja00101a015
- James MNG, Williams GJB (1972) The molecular and crystal structure of an oxindole alkaloid (6-Hydroxy-2'-(2-methylpropyl)-3,3' spirotetrahydropyrrolidino-oxindole). *Can J Chem* 50:2407–2412. doi:10.1139/v72-386
- Pellegrini C, Weher M, Borschberg H-J (1996) Total synthesis of (+)-elacomine and (-)-isoelacomine, two hitherto unnamed oxindole alkaloids from *Elueagnus cornmutata*. *Helv Chim Acta* 79:151–168. doi:10.1002/hlca.19960790116
- Jossang A, Jossang P, Hadi HA, Sévenet T, Bodo B (1991) Horsifoline, an oxindole alkaloid from *Horsfieldia superba*. *J Org Chem* 56:6527–6530. doi:10.1021/jo00023a016
- Kornet MJ, Thio AP (1976) Oxindole-3-spiropyrrolidines and -piperidines. Synthesis and local anesthetic activity. *J Med Chem* 19:892–898. doi:10.1021/jm00229a007
- Anderton N, Cockrum PA, Colegate SM, Edgar JA, Flower K, Vit I, Willing RI (1998) Oxindoles from *Phalaris coerulescens*. *Phytochem* 48:437–439. doi:10.1016/S0031-9422(97)00946-1
- Kosuge T, Tsuj K, Hirai K, Yamaguchi K, Okamoto T, Iitaka Y (1981) Isolation and structure determination of a new marine toxin, neosurugatoxin, from the Japanese Ivory Shell. *Tetrahedron Lett* 2:3417–3420. doi:10.1016/S0040-4039(01)81920-1
- Lerchner A, Carreira EM (2006) Synthesis of (\pm)-strychnofoline via a highly convergent selective annulation reaction. *Chem Eur J* 12:8208–8219. doi:10.1002/chem.200600957
- Beecram AF, Hart K, John SR (1968) Lambert the stereochemistry of oxindole alkaloids: uncarines A, B (formosanine), C (pteropodine), D (speciophylline), E (isopteropodine), and F. *Aust J Chem* 21:491–504. doi:10.1071/CH9680491
- Pandey R, Singh SC, Gupta MM (2006) Heteroyohimbinoind type oxindole alkaloids from *Mitragyna parvifolia*. *Phytochem* 67:2164–2169. doi:10.1016/j.phytochem.2006.06.017
- Heitzman ME, Neto CC, Winiarz E, Vaisberg AJ, Hammond GB (2005) Ethnobotany, phytochemistry and pharmacology of *Uncaria* (Rubiaceae). *Phytochem* 66:5–29. doi:10.1016/j.phytochem.2004.10.022
- Kang TH, Matsumoto K, Tohda M, Murakami Y, Takayama H, Kitajima M, Aimi N, Watanabe H (2002) Pteropodine and isopteropodine positively modulate the function of rat muscarinic M₁ and 5-HT₂ receptors expressed in *Xenopus* oocyte. *Eur J Pharmacol* 444:39–45. doi:10.1016/S0014-2999(02)01608-4
- Cui C-B, Kakeya H, Osada H (1996) Novel mammalian cell cycle inhibitors, spirotryprostatins a and b, produced by *Aspergillus fumigatus*, which inhibit mammalian cell cycle at G2/M phase. *Tetrahedron* 52:12651–12666. doi:10.1016/0040-4020(96)00737-5
- Cui C-B, Kakeya H, Osada H (1996) Spirotryprostatin B, a novel mammalian cell cycle inhibitor produced by *Aspergillus fumigatus*. *J Antibiot (Tokyo)* 49:832–835. doi:10.7164/antibiotics.49.832
- Ket D, Lu Y, Nikolovska-Coleska Z, Wang G, Qiu S, Shangary S, Gao W, Qin D, Stuckey J, Krajewski K, Roller PP, Wang S (2006) Structure-based design of spiro-oxindoles as potent, specific small-molecule inhibitors of the MDM2-p53 interaction. *J Med Chem* 49:3432–3435. doi:10.1021/jm051122a
- Yu S, Qin D, Shangary S, Chen J, Wang G, Ding K, McEachern D, Qiu S, Nikolovska-Coleska Z, Miller R, Kang S, Yang D, Wang S (2009) Potent and orally active small-molecule inhibitors of the MDM2-p53 interaction. *J Med Chem* 52:7970–7973. doi:10.1021/jm901400z
- Williams RM, Cox RJ (2003) Paraherquamides, brevianamides, and asperparalines: laboratory synthesis and biosynthesis. *An Interim Rep. Acc Chem Res* 36:127–139. doi:10.1021/ar020229e
- Sunderhaus JD, Sherman DH, Williams RM (2011) Studies on the biosynthesis of the stephacidin and notoamide natural products: a stereochemical and genetic conundrum. *Israel J Chem* 51:442–452. doi:10.1002/ijch.201100016
- Birch AJ, Wright JJ (1969) The brevianamides: a new class of fungal alkaloid. *J Chem Soc Chem Commun* 12:644–645. doi:10.1039/C2969000644B
- Paterson RRM, Simmonds MJS, Kemmelmeier C, Blaney WM (1990) Effects of brevianamide A, its photolysis product brevianamide D, and ochratoxin A from two *Penicillium* strains on the insect pests *Spodoptera frugiperda* and *Heliothis virescens*. *Mycol Res* 94:538–542. doi:10.1016/S0953-7562(10)80017-6

26. Auclair K, Sutherland A, Kennedy J, Witter DJ, Van den Heever JP, Hutchinson CR, Vederas JC (2000) Lovastatin nonaketide synthase catalyzes an intramolecular diels-alder reaction of a substrate analogue. *J Am Chem Soc* 122:11519–11520. doi:[10.1021/ja003216+](https://doi.org/10.1021/ja003216+)
27. Greshock TJ, Grubbs AW, Jiao P, Wicklow DT, Gloer JB, Williams RM (2008) Isolation, structure elucidation, and biomimetic total synthesis of versicolamide B, and the isolation of antipodal (-)-stephacidin A and (+)-notoamide B from *aspergillus versicolor* NRRL 35600. *Angew Chem Int Ed* 47:3573–3577. doi:[10.1002/anie.200800106](https://doi.org/10.1002/anie.200800106)
28. Takasugi M, Monde K, Katsui N, Shirata A (1987) Spirobrassinin, a novel sulfur-containing phytoalexin from the daikon *Raphanus sativus* L. var. *hortensis* (Cruciferae). *Chem Lett* 16:1631–1632. doi:[10.1246/cl.1987.1631](https://doi.org/10.1246/cl.1987.1631)
29. Suchý M, Kutschy P, Monde K, Goto H, Harada N, Takasugi M, Dzurilla M, Balentová E (2001) Synthesis, absolute configuration, and enantiomeric enrichment of a cruciferous oxindole phytoalexin, (S)-(-)-spirobrassinin, and its oxazoline analog. *J Org Chem* 66:3940–3947. doi:[10.1021/jo0155052](https://doi.org/10.1021/jo0155052)
30. Monde K, Taniguchi T, Miura N, Kutschy P, Curillová Z, Pilátová M, Mojzís J (2005) Chiral cruciferous phytoalexins: preparation, absolute configuration, and biological activity. *Bioorg Med Chem* 13:5206–5212. doi:[10.1016/j.bmc.2005.06.001](https://doi.org/10.1016/j.bmc.2005.06.001)
31. Monde K, Takasugi M, Shirata A (1995) Three sulphur-containing stress metabolites from Japanese radish. *Phytochem* 39:581–586. doi:[10.1016/0031-9422\(95\)00011-U](https://doi.org/10.1016/0031-9422(95)00011-U)
32. Marti C, Erick M, Carreira EM (2003) Construction of spiro[pyrrolidine-3,3'-oxindoles] recent applications to the synthesis of oxindole alkaloids. *Eur J Org Chem* 2003:2209–2219. doi:[10.1002/ejoc.200300050](https://doi.org/10.1002/ejoc.200300050)
33. Li Sh-M (2010) Prenylated indole derivatives from fungi: structure diversity, biological activities, biosynthesis and chemoenzymatic synthesis. *Nat Prod Rep* 27:57–78. doi:[10.1039/b909987p](https://doi.org/10.1039/b909987p)
34. Hart DJ (2010) The spiroquinazoline family of alkaloids: a review. *ARKIVOC* IV: 32–65. doi:[10.3998/ark.5550190.0011.405](https://doi.org/10.3998/ark.5550190.0011.405)
35. Singh GS, Desta ZY (2012) Isatins as privileged molecules in design and synthesis of spiro-fused cyclic frameworks. *Chem Rev* 112:6104–6155. doi:[10.1021/cr300135y](https://doi.org/10.1021/cr300135y)
36. Cheng D, Ishihara Y, Tan B, Barbas CF III (2014) Organocatalytic asymmetric assembly reactions: synthesis of spirooxindoles via organocascade strategies. *ACS Catal* 4:743–762. doi:[10.1021/cs401172r](https://doi.org/10.1021/cs401172r)
37. Zhen Yajun, Colin MT, Singh Suresh B (2014) The use of spirocyclic scaffolds in drug discovery. *Bioorg Med Chem Lett* 24:3673–3682. doi:[10.1016/j.bmcl.2014.06.081](https://doi.org/10.1016/j.bmcl.2014.06.081)
38. Wenkert E, Delhofen JHU, Bhaitacharyya NK (1959) 3-Hydroxymethyleneoxindole and its derivatives. *J Am Chem Soc* 81:3763–3768. doi:[10.1021/ja01523a068](https://doi.org/10.1021/ja01523a068)
39. Laus G (1998) Kinetics of isomerization of tetracyclic spiro oxindole alkaloids. *J Chem Soc, Perkin Trans 2*:315–317. doi:[10.1039/A705871C](https://doi.org/10.1039/A705871C)
40. Miyake FY, Yakushijin K, Horne DA (2004) Preparation and synthetic applications of 2-halotryptamines: synthesis of elacomine and isoelacomine. *Org Lett* 6:711–713. doi:[10.1021/ol030138x](https://doi.org/10.1021/ol030138x)
41. Nussbaum F, Danishefsky SJ (2000) A rapid total synthesis of spirotryprostatin B: proof of its relative and absolute stereochemistry. *Angew Chem Int Ed* 29:2175–2178. doi:[10.1002/15213773\(20000616\)39:12<2175::AID-ANIE2175>3.0.CO;2-J](https://doi.org/10.1002/15213773(20000616)39:12<2175::AID-ANIE2175>3.0.CO;2-J)
42. Finch N, Taylor WI (1962) Oxidative transformations of indole alkaloids. I. The preparation of oxindoles from yohimbine; the structures and partial syntheses of mitraphylline, rhynchophylline and corynoxine. *J Am Chem Soc* 84:1318–1320. doi:[10.1021/ja00866a062](https://doi.org/10.1021/ja00866a062)
43. White JD, Li Y, Ihle DC (2010) Tandem intramolecular photocycloaddition-retro-mannich fragmentation as a route to spiro[pyrrolidine-3,3'-oxindoles]. total synthesis of (±)-coerulescine, (±)-horsfiline, (±)-elacomine, and (±)-6-deoxyelacomine. *J Org Chem* 75:3569–3577. doi:[10.1021/jo1002714](https://doi.org/10.1021/jo1002714)
44. Wang H, Ganesan A (2000) A biomimetic total synthesis of (-)-spirotryprostatin B and related studies. *J Org Chem* 65:4685–4693. doi:[10.1021/jo000306o](https://doi.org/10.1021/jo000306o)
45. Peterson AC, Cook JM (1995) Studies directed toward the enantiospecific synthesis of Gardneria, Voacanga, and Alstonia oxindole alkaloids. *J Org Chem* 60:120–129. doi:[10.1021/jo00106a024](https://doi.org/10.1021/jo00106a024)
46. Yu P, Cook JM (1997) Diastereospecific synthesis of ketooxindoles. Potential intermediates for the synthesis of alstonisine as well as for Voachalotine related oxindole alkaloids. *Tetrahedron Lett* 38:8799–8802. doi:[10.1016/S0040-4039\(97\)10420-8](https://doi.org/10.1016/S0040-4039(97)10420-8)
47. Somei M, Noguchi K, Yamagami R, Kawada Y, Yamada K, Yamada F (2000) Preparation and a novel rearrangement reaction of 1,2,3,4-tetrahydro-9-hydroxy-β-carboline, and their applications for the total synthesis of (±)-coerulescine. *Heterocycl* 53:7–10. doi:[10.3987/COM-99-8743](https://doi.org/10.3987/COM-99-8743)
48. Dounay AB, Overman LE (2003) The asymmetric intramolecular heck reaction in natural product total synthesis. *Chem Rev* 103:2945–2963. doi:[10.1021/cr020039h](https://doi.org/10.1021/cr020039h)
49. Kamisaki H, Nanjo T, Tsukano C, Takemoto Y (2011) Domino Pd-catalyzed heck cyclization and bismuth-catalyzed hydroamination: formal synthesis of elacomine and isoelacomine. *Chem Eur J* 17:626–633. doi:[10.1002/chem.201002287](https://doi.org/10.1002/chem.201002287)
50. Kamisaki H, Yasui Y, Takemoto Y (2009) Pd-catalyzed intramolecular amidation of 2-(buta-1,3-dienyl)phenylcarbamoyl chloride: a concise synthesis of spiro[indoline-3,3'-pyrrolidine]. *Tetrahedron Lett* 50:2589–2592. doi:[10.1016/j.tetlet.2009.03.100](https://doi.org/10.1016/j.tetlet.2009.03.100)
51. Overman LE, Rosen MD (2000) Total synthesis of (-)-spirotryprostatin B and three stereoisomers. *Angew Chem Int Ed* 39:4596–4599. doi:[10.1002/15213773\(20001215\)39:24<4596::AID-ANIE4596>3.0.CO;2-F](https://doi.org/10.1002/15213773(20001215)39:24<4596::AID-ANIE4596>3.0.CO;2-F)
52. Jaegli S, Dufou J, Wei H, Pious T, Duan X, Vors J, Neuville L, Zhu J (2010) Palladium-catalyzed carbo-heterofunctionalization of alkenes for the synthesis of oxindoles and spirooxindoles. *Org Lett* 12:4498–4501. doi:[10.1021/ol101778c](https://doi.org/10.1021/ol101778c)
53. Jaegli S, Erb W, Retailleau P, Vors J-P, Neuville L, Zhu J (2010) Palladium-catalyzed domino process to spirooxindoles: ligand effect on aminopalladation versus carbopalladation. *Chem Eur J* 16:5863–5867. doi:[10.1002/chem.201000312](https://doi.org/10.1002/chem.201000312)
54. Jaegli S, Vors JP, Neuville L, Zhu J (2010) Palladium-catalyzed domino Heck/cyanation: synthesis of 3-cyanomethyloxindoles and their conversion to spirooxindoles. *Tetrahedron* 66:8911–8921. doi:[10.1016/j.tet.2010.09.056](https://doi.org/10.1016/j.tet.2010.09.056)
55. Deppermann N, Thomanek H, Prenzel A, Maison W (2010) Pd-catalyzed assembly of spirooxindole natural products: a short synthesis of horsfiline. *J Org Chem* 75:5994–6000. doi:[10.1021/jo101401z](https://doi.org/10.1021/jo101401z)
56. Cravotto G, Giovenzana GB, Pilati T, Sisti M, Palmisano G (2001) Azomethine ylide cycloaddition/reductive heterocyclization approach to oxindole alkaloids: asymmetric synthesis of (-)-horsfiline. *J Org Chem* 66:8447–8453. doi:[10.1021/jo015854w](https://doi.org/10.1021/jo015854w)
57. Grigg R, Basanagoudar LD, Kennedy DA, Malone JF, Thianpatanagul S (1982) X=Y-ZH systems as potential 1,3-dipoles. Cycloadditions of thioiminoethers and thioiminocarbonates. *Tetrahedron Lett* 23:2803–2806. doi:[10.1016/S0040-4039\(00\)87463-8](https://doi.org/10.1016/S0040-4039(00)87463-8)
58. Fejes I, Nyerges M, Nyerges M, Szöllösy Á, Blaskó G, Töke L (2001) 2-Oxindolin-3-ylidene derivatives as 2-π components in 1,3-dipolar cycloadditions of azomethine ylides. *Tetrahedron* 57:1129–1137. doi:[10.1016/S0040-4020\(00\)01085-1](https://doi.org/10.1016/S0040-4020(00)01085-1)
59. Sebahar PR, Osada H, Usuib T, Williams RM (2002) Asymmetric, stereocontrolled total synthesis of (+) and (-)-spirotryprostatin

- B via a diastereoselective azomethine ylide [1,3]-dipolar cycloaddition reaction. *Tetrahedron* 58:6311–6322. doi:[10.1016/S0040-4020\(02\)00630-0](https://doi.org/10.1016/S0040-4020(02)00630-0)
60. Bell SEV, Brown RFC, FrW Eastwood, Horvath JM (2000) An approach to some spiro oxindole alkaloids through cycloaddition reactions of 3-methylideneindolin-2-one. *Aust J Chem* 53:183–190. doi:[10.1002/chin.200043209](https://doi.org/10.1002/chin.200043209)
 61. Onishi T, Sebahar PR, Williams RM (2004) Concise, asymmetric total synthesis of spirotryprostatin A. *Tetrahedron* 60:9503–9515. doi:[10.1016/j.tet.2004.07.047](https://doi.org/10.1016/j.tet.2004.07.047)
 62. Fejes I, To'ke L, Nyerges M, Pak ChS (2000) Tandem in situ generation of azomethine ylides and base sensitive nitroethylene dipolarophiles. *Tetrahedron* 56:639–644. doi:[10.1016/S0040-4020\(99\)01028-5](https://doi.org/10.1016/S0040-4020(99)01028-5)
 63. Serov AB, Kartsev VG, Aleksandrov YuA, Dolgushin FM (2005) 1,3-Dipolar cycloaddition reaction of heteroaromatic N-ylides with 3-[(E)-2-aryl(hetaryl)-2-oxoethylidene]indolin-2-ones. *Russ Chem Bull* 54:2432–2436. doi:[10.1007/s11172-006-0133-2](https://doi.org/10.1007/s11172-006-0133-2)
 64. Lo M, Neumann CS, Nagayama S, Perlstein EO, Schreiber SL (2004) A library of spirooxindoles based on a stereoselective three-component coupling reaction. *J Am Chem Soc* 126:16077–16086. doi:[10.1021/ja045089d](https://doi.org/10.1021/ja045089d)
 65. Ding K, Lu Y, Nikolovska-Coleska Z, Wang G, Qiu S, Shangary S, Gao W, Qin D, Stuckey J, Krajewski K, Roller PP, Wang S (2006) Structure-based design of spiro-oxindoles as potent, specific small-molecule inhibitors of the MDM2-p53 interaction. *J Med Chem* 49:3432–3435. doi:[10.1021/jm051122a](https://doi.org/10.1021/jm051122a)
 66. Ding K, Lu Y, Nikolovska-Coleska Z, Qiu S, Ding Y, Gao W, Stuckey J, Krajewski K, Roller P, Tomita Y, Parrish D, Deschamps J, Wang S (2005) Structure-based design of potent non-peptide MDM2 inhibitors. *J Am Chem Soc* 127:10130–10131. doi:[10.1021/ja051147z](https://doi.org/10.1021/ja051147z)
 67. Ding K, Wang G, Deschamps JR, Parrish DA, Wang Sh (2005) Synthesis of spirooxindoles via asymmetric 1,3-dipolar cycloaddition. *Tetrahedron Lett* 46:5949–5951. doi:[10.1016/j.tetlet.2005.06.114](https://doi.org/10.1016/j.tetlet.2005.06.114)
 68. Chen Xiao-Hua, Wei Qiang, Luo Shi-Wei, Xiao Han, Gong Liu-Zhu (2009) Organocatalytic synthesis of spiro[pyrrolidine-3,3'-oxindoles] with high enantiopurity and structural diversity. *J Am Chem Soc* 131:13819–13825. doi:[10.1021/ja905302f](https://doi.org/10.1021/ja905302f)
 69. Lashgari N, Ziarani GM (2012) Synthesis of heterocyclic compounds based on isatin through 1,3-dipolar cycloaddition reactions. *ARKIVOC* 1:277–320. doi:[10.3998/ark.5550190.0013.108](https://doi.org/10.3998/ark.5550190.0013.108)
 70. Rizzi GP (1970) Evidence for an azomethine ylide intermediate in the carbonyl-assisted decarboxylation dl-phenylephrine hydrochloride of sarcosine. A novel synthesis of dl-phenylephrine hydrochloride. *J Org Chem* 35:2069–2072. doi:[10.1021/jo00831a098](https://doi.org/10.1021/jo00831a098)
 71. Da Silva JFM, Garden SJ, Pinto AC (2001) The chemistry of isatins: a review from 1975 to 1999. *J Braz Chem Soc* 12:273–324. doi:[10.1590/S0103-50532001000300002](https://doi.org/10.1590/S0103-50532001000300002)
 72. Coulter T, Grigg R, Maloneb JF, Sridharan V (1991) Chiral induction in cycloaddition reactions of azomethine ylides derived from secondary α -amino acids by the decarboxylative route. *Tetrahedron Lett* 32:5417–5420. doi:[10.1016/S0040-4039\(00\)92401-8](https://doi.org/10.1016/S0040-4039(00)92401-8)
 73. Grigg R (1987) Prototropic routes to 1,3- and 1,5-dipoles, and 1,2-ylides: applications to the synthesis of heterocyclic compounds. *Chem Soc Rev* 16:89–121. doi:[10.1039/CS9871600089](https://doi.org/10.1039/CS9871600089)
 74. Fokas D, Ryan WJ, Casebier DS, Coffen DL (1998) Solution phase synthesis of a spiro[pyrrolidine-2,3'-oxindole] library via a three component 1,3-dipolar cycloaddition reaction. *Tetrahedron Lett* 39:2235–2238. doi:[10.1016/S0040-4039\(98\)00234-2](https://doi.org/10.1016/S0040-4039(98)00234-2)
 75. Powers DG, Casebier DS, Fokas D, Ryan WJ, Troth JR, Coffen DL (1998) Automated parallel synthesis of chalcone-based screening libraries. *Tetrahedron* 54:4085–4096. doi:[10.1016/S0040-4020\(98\)00137-9](https://doi.org/10.1016/S0040-4020(98)00137-9)
 76. Pardasani RT, Pardasani P, Chaturvedi V, Yadav SK, Saxena A, Sharma I (2003) Theoretical and synthetic approach to novel spiroheterocycles derived from isatin derivatives and L-proline via 1,3-dipolar cycloaddition. *Heteroatom Chem* 14:36–41. doi:[10.1002/hc.10063](https://doi.org/10.1002/hc.10063)
 77. Sarrafi Y, Hamzehloueian M, Alimohammadi K, Yeganegi S (2011) An experimental and theoretical investigation of the regio- and stereoselectivity of the polar [3+2] cycloaddition of azomethine ylides to nitrostyrene. *Tetrahedron* 67:1589–1597. doi:[10.1016/j.tet.2010.12.034](https://doi.org/10.1016/j.tet.2010.12.034)
 78. Chen G, Miao Y, Zhou R, Zhang L, Zhang Y, Hao X (2013) Investigation of regioselectivity in the synthesis of spiro[pyrrolidine-2,3'-oxindoles] by use of the Huisgen reaction. *Res Chem Intermed* 39:2445–2450. doi:[10.1007/s11164-012-0770-z](https://doi.org/10.1007/s11164-012-0770-z)
 79. Sarrafi Y, Hamzehloueian M, Alimohammadi K, Yeganegi S (2012) Experimental and theoretical approaches to [1,5]-prototropic generation of an azomethine ylide and a 1,3-dipolar cycloaddition for novel spiropyrrolidine oxindoles synthesis. *J Mol Struct* 1030:168–176. doi:[10.1016/j.molstruc.2012.04.013](https://doi.org/10.1016/j.molstruc.2012.04.013)
 80. Rehn S, Bergman J, Stainsland B (2004) The three-component reaction between isatin, α -amino acids, and dipolarophiles. *Eur J Org Chem* 2:413–418. doi:[10.1002/ejoc.200300621](https://doi.org/10.1002/ejoc.200300621)
 81. Chen G, He H, Ding J, Hao X (2009) Synthesis and antitumor activity evaluation of regioselective spiro[pyrrolidine-2,3'-oxindole] compounds. *Heterocycl Commun* 15:355–360. doi:[10.1515/HC.2009.15.5.355](https://doi.org/10.1515/HC.2009.15.5.355)
 82. Hemamalini A, Nagarajan S, Ravinder P, Subramanian V, Thangamuthu B, Das M (2011) An easy access to novel sugar-based spirooxindole-pyrrolidines or -pyrrolizidines through [3+2] cycloaddition of azomethine ylides. *Synth* 15:2495–2504. doi:[10.1055/s-0030-1260111](https://doi.org/10.1055/s-0030-1260111)
 83. Hemamalini A, Nagarajan S, Das ThM (2012) A novel class of sugar-based ether-linked-dispirooxindole-pyrrolidines/pyrrolizidines through [3+2]-cycloaddition of azomethine ylides. *Carbohydr Res* 352:12–17. doi:[10.1016/j.carres.2012.01.023](https://doi.org/10.1016/j.carres.2012.01.023)
 84. Wu G, Ouyang L, Liu J, Zeng S, Huang W, Han B, Wu F, He G, Xiang M (2013) Synthesis of novel spirooxindole-pyrrolidines, pyrrolizidines, and pyrrolothiazoles via a regioselective three-component [3+2] cycloaddition and their preliminary antimicrobial evaluation. *Mol Divers* 17:271–283. doi:[10.1007/s11030-013-9432-3](https://doi.org/10.1007/s11030-013-9432-3)
 85. Kanagaraju G, Thangamani A (2014) Design and synthesis of spiro derivatives containing a thiophene ring and evaluation of their anti-microbial activity. *Orient J Chem* 30:1619–1630. doi:[10.13005/ojc/300421](https://doi.org/10.13005/ojc/300421)
 86. Azizian J, Asadi A, Jadidi Kh (2001) One-pot highly diastereoselective synthesis of new 2-substituted 8-(spiro-3'-indolino-2'-one)-pyrrolo[3,4-a]-pyrrolizine-1,3-diones mediated by azomethine ylide induced by microwave irradiation. *Synth Commun* 31:2727–2733. doi:[10.1081/SCC-100105318](https://doi.org/10.1081/SCC-100105318)
 87. Girgis AS, Stawinski J, Ismail NSM, Fara H (2012) Synthesis and QSAR study of novel cytotoxic spiro[3H-indole-3,2'-(1'H)-pyrrolo[3,4-c]pyrrole]-2,3',5'-(1H,2'H,4'H)-triones. *Eur J Med Chem* 47:312–322. doi:[10.1016/j.ejmech.2011.10.058](https://doi.org/10.1016/j.ejmech.2011.10.058)
 88. Pavlovskaya TL, Red'kin RG, Yaremenko FG, Shishkina SV, Shishkin OV, Musatov VI, Lipson VV (2013) Synthesis and chemical properties of new derivatives of 3a',6a'-dihydro-2'H-spiro-[indole-3,1'-pyrrolo[3,4-c]pyrrole]-2,4',6'-(1H,3'H,5'H)-trione. *Chem Heterocycl Comp* 49: 882–896 (Russian Original 49: 945–960). doi:[10.1007/s10593-013-1322-1](https://doi.org/10.1007/s10593-013-1322-1)
 89. Karthikeyan K, Sivakumar PM, Doble M, Perumal PT (2010) Synthesis, antibacterial activity evaluation and QSAR studies

- of novel dispiropyrrolidines. *Eur J Med Chem* 45:3446–3452. doi:[10.1016/j.ejmech.2010.04.035](https://doi.org/10.1016/j.ejmech.2010.04.035)
90. Faraji L, Arvinnezhad H, Alikami N, Jadidi K (2010) Synthesis of pyrrolizidine derivatives in ionic liquid [bmim]Br. *Lett Org Chem* 7:472–415. doi:[10.2174/157017810791824946](https://doi.org/10.2174/157017810791824946)
 91. Pavlovskaya TL, Lipson VV, Yaremenko FG, Musatov VI (2013) Acryl- and methacrylamides. New dipolarophiles in reactions of [2+3]-dipolar cycloaddition to 2-oxindolazomethine ylides. *Russ J Org Chem* 49(11):1712–1714 (Russian Original 49:1728–1730). doi:[10.1134/S1070428013110274](https://doi.org/10.1134/S1070428013110274)
 92. Pavlovskaya TL, Yaremenko FG, Lipson VV, Shishkina SV, Shishkin OV, Musatov VI, Karpenko AS (2014) The regioselective synthesis of spirooxindole pyrrolidines and pyrrolizidines via three-component reactions of acrylamides and aroylacrylic acids with isatins and α -amino acids. *Beilstein J Org Chem* 10:117–126. doi:[10.3762/bjoc.10.8](https://doi.org/10.3762/bjoc.10.8)
 93. Xie Yong-Mei, Yao Yu-Qin, Sun Hong-Bao, Yan Ting-Ting, Liu Jie, Kang Tai-Ran (2011) Facile Synthesis of Functionalized Spiropyrrrolizidine Oxindoles via a Three-Component Tandem Cycloaddition Reaction. *Molecules* 16:8745–8757. doi:[10.3390/molecules16108745](https://doi.org/10.3390/molecules16108745)
 94. Murugan R, Raghunathan R, Narayanan SS (2010) Synthesis of novel spiroheterocycles through 1,3-dipolar cycloaddition of azomethine ylides with triarylidenecetylacetone through decarboxylation. *Synth Commun* 40:3135–3151. doi:[10.1080/00397910903341189](https://doi.org/10.1080/00397910903341189)
 95. Ghandi M, Taheri A, Abbasi A (2010) A facile synthesis of chromeno[3,4-c]spiropyrrolizidine-oxindoles via 1,3-dipolar cycloadditions. *Tetrahedron* 66:6744–6748. doi:[10.1016/j.tet.2010.06.078](https://doi.org/10.1016/j.tet.2010.06.078)
 96. Liu H, Dou G, Shi D (2010) Regioselective synthesis of novel spiropyrrolidines and spirothiapyrrolizidines through multicomponent 1,3-dipolar cycloaddition reaction of azomethine ylides. *J Comb Chem* 12:633–637. doi:[10.1021/cc100035q](https://doi.org/10.1021/cc100035q)
 97. Rao JNS, Raghunathan R (2012) An expedient diastereoselective synthesis of pyrrolidinyl spirooxindoles fused to sugar lactone via [3+2] cycloaddition of azomethine ylides. *Tetrahedron Lett* 53:854–858. doi:[10.1016/j.tetlet.2011.12.025](https://doi.org/10.1016/j.tetlet.2011.12.025)
 98. Shanmugam P, Viswambharan B, Madhavan S (2007) Synthesis of novel functionalized 3-spiropyrrrolizidine and 3-spiropyrrrolizidine oxindoles from baylis-hillman adducts of isatin and heteroaldehydes with azomethine ylides via [3+2]-cycloaddition. *Org Lett* 9:4095–4098. doi:[10.1021/ol701533d](https://doi.org/10.1021/ol701533d)
 99. Chen H, Wang S, Xu X, Ji SJ (2011) Facile three-component synthesis of spirooxindolepyrrolizidine ring systems via 1,3-dipolar cycloaddition with 1,4-naphthoquinone. *Synth Commun* 41:3280–3288. doi:[10.1080/00397911.2010.517413](https://doi.org/10.1080/00397911.2010.517413)
 100. Bhaskar G, Arun Y, Balachandran C, Paramasivan CS, Perumal T (2012) Synthesis of novel spirooxindole derivatives by one pot multicomponent reaction and their antimicrobial activity. *Eur J Med Chem* 51:79–91. doi:[10.1016/j.ejmech.2012.02.024](https://doi.org/10.1016/j.ejmech.2012.02.024)
 101. Taghizadeh MJ, Arvinnezhad H, Samadi S, Jadidi K, Javidan A, Notash B (2012) Synthesis of new enantiomerically pure spirooxindolopyrrolizidines via a three-component asymmetric 1,3-dipolar cycloaddition reaction of azomethine ylides derived from isatin. *Tetrahedron Lett* 53:5148–5150. doi:[10.1016/j.tetlet.2012.07.066](https://doi.org/10.1016/j.tetlet.2012.07.066)
 102. Lakshmi NV, Thirumurugan P, Jayakumar C, Paramasivan T (2010) An easy access to novel spiro-fused pyrrolo benzo[b]thiophene 1,1-dioxide derivatives via 1,3-dipolar cycloaddition using benzo[b]thiophene 1,1-dioxide. *Synlett* 6:955–961. doi:[10.1055/s-0029-1219550](https://doi.org/10.1055/s-0029-1219550)
 103. Lakshmi NV, Thirumurugan P, Perumal PT (2010) An expedient approach for the synthesis of dispiropyrrrolizidine bisoxindoles, spiropyrrrolizidine oxindoles and spiroindane-1,3-diones through 1,3-dipolar cycloaddition reactions. *Tetrahedron Lett* 51:1064–1068. doi:[10.1016/j.tetlet.2009.12.079](https://doi.org/10.1016/j.tetlet.2009.12.079)
 104. Jain AK, Bhati DS (2011) Direct construction of novel dispiro heterocycles through 1,3-dipolar cycloaddition of azomethine ylides. *Tetrahedron Lett* 52:5333–5337. doi:[10.1016/j.tetlet.2011.08.014](https://doi.org/10.1016/j.tetlet.2011.08.014)
 105. Jayashankaran J, Manian DRS, Raghunathan R (2004) A facile synthesis of novel dispiroheterocycles through solvent-free microwave-assisted [3+2] cycloaddition of azomethine ylides. *Tetrahedron Lett* 45:7303–7305. doi:[10.1016/j.tetlet.2004.08.015](https://doi.org/10.1016/j.tetlet.2004.08.015)
 106. Babu S, Raghunathan R (2007) Ultrasonic assisted-silica mediated [3+2] cycloaddition of azomethine ylides - a facile multicomponent one-pot synthesis of novel dispiroheterocycles. *Tetrahedron Lett* 48:6809–6813. doi:[10.1016/j.tetlet.2007.07.085](https://doi.org/10.1016/j.tetlet.2007.07.085)
 107. Jain R, Sharma K, Kumar D (2012) Ionic liquid mediated 1,3-dipolar cycloaddition of azomethine ylides: a facile and green synthesis of novel dispiro heterocycles. *Tetrahedron Lett* 53:1993–1997. doi:[10.1016/j.tetlet.2012.02.029](https://doi.org/10.1016/j.tetlet.2012.02.029)
 108. Maheswari SU, Balamurugan K, Perumal S, Yogeewari P, Sri-ran D (2010) A facile 1,3-dipolar cycloaddition of azomethine ylides to 2-aryliden-1,3-indanediones: synthesis of dispirooxindolopyrrolthiazoles and their antimycobacterial evaluation. *Bioorg Med Chem Lett* 20:7278–7282. doi:[10.1016/j.bmcl.2010.10.080](https://doi.org/10.1016/j.bmcl.2010.10.080)
 109. El-Ahl Abdel-Aziz S (2002) Three-component 1,3-dipolar cycloaddition reactions in synthesis of spiro[pyrrolizidine-2,30-oxindoline] derivatives. *Heteroat Chem* 13:324–329. doi:[10.1002/hc.10038](https://doi.org/10.1002/hc.10038)
 110. Raj AA, Raghunathan R (2001) A novel entry into a new class of spiroheterocyclic framework: regioselective synthesis of dispiro[oxindole-cyclohexanone]pyrrolidines and dispiro[oxindole-hexahydroindazole]pyrrolidines. *Tetrahedron* 57:10293–10298. doi:[10.1016/S0040-4020\(01\)01042-0](https://doi.org/10.1016/S0040-4020(01)01042-0)
 111. Girgis AS (2009) Regioselective synthesis and stereochemical structure of anti-tumor active dispiro[3H-indole-3,2'-pyrrolizidine-3', 3''-piperidine]-2(1H), 4''-diones. *Eur J Med Chem* 44:1257–1264. doi:[10.1016/j.ejmech.2008.09.007](https://doi.org/10.1016/j.ejmech.2008.09.007)
 112. Hazra A, Paira P, Sahu KB, Naskar S, Saha P, Paira R, Mondal S, Maity A, Luger P, Weber M, Mondal NB, Banerjee S (2010) Chemistry of andrographolide: formation of novel dispiropyrrrolizidine and di-spiropyrrrolizidino-oxindole adducts via one-pot three-component [3+2] azomethine ylide cycloaddition. *Tetrahedron Lett* 51:1585–1588. doi:[10.1016/j.tetlet.2010.01.052](https://doi.org/10.1016/j.tetlet.2010.01.052)
 113. Babu SR, Raghunathan R (2008) An easy access to novel steroidal dispiropyrrrolidines through 1,3-dipolar cycloaddition of azomethine ylides. *Tetrahedron Lett* 49:4618–4620. doi:[10.1016/j.tetlet.2008.05.089](https://doi.org/10.1016/j.tetlet.2008.05.089)
 114. Bharitkar YP, Kanhar S, Suneel N, Mondal SK, Hazra A, Mondal NB (2015) Chemistry of withaferin-A: chemo, regio, and stereoselective synthesis of novel spiro-pyrrolizidino-oxindole adducts of withaferin-A via one-pot three-component [3+2] azomethine ylide cycloaddition and their cytotoxicity evaluation. *Mol Divers* 19:251–261. doi:[10.1007/s11030-015-9574-6](https://doi.org/10.1007/s11030-015-9574-6)
 115. Poornachandran M, Raghunathan R (2006) Synthesis of dispirooxindolecycloalka[d]pyrimidino[2,3-b]-thiazole pyrrolizidine/thiapyrrrolizidine ring systems. *Tetrahedron* 62:11274–11281. doi:[10.1016/j.tet.2006.09.008](https://doi.org/10.1016/j.tet.2006.09.008)
 116. Murugan R, Anbazhagan S, Narayanan SS (2009) Synthesis and in vivo antidiabetic activity of novel dispiropyrrrolidines through [3+2] cycloaddition reactions with thiazolidinedione and rhodanine derivatives. *Eur J Med Chem* 44:3272–3279. doi:[10.1016/j.ejmech.2009.03.035](https://doi.org/10.1016/j.ejmech.2009.03.035)
 117. Liu H, Zou Y, Hu Y, Shi DQ (2011) An efficient one-pot synthesis of dispiropyrrrolizidine derivatives through 1,3-dipolar cycloaddition reactions under ultrasound irradiation. *J Heterocycl Chem* 48:877–881. doi:[10.1002/jhet.654](https://doi.org/10.1002/jhet.654)

118. Hu Y, Zou Y, Wu H, Shi D (2012) A facile and efficient ultrasound-assisted synthesis of novel dispiroheterocycles through 1,3-dipolar cycloaddition reactions. *Ultrason Sonochem* 19:264–269. doi:[10.1016/j.ultsonch.2011.07.006](https://doi.org/10.1016/j.ultsonch.2011.07.006)
119. Mamari KA, Ennajih H, Zouihri H, Bouhfid R, Ng SW, Essassi EM (2012) Synthesis of novel dispiro-oxindoles via 1,3-dipolar cycloaddition reactions of azomethine ylides. *Tetrahedron Lett* 53:2328–2331. doi:[10.1016/j.tetlet.2012.02.097](https://doi.org/10.1016/j.tetlet.2012.02.097)
120. Dalpozzo R, Bartoli G, Bencivenni G (2012) Recent advances in organocatalytic methods for the synthesis of disubstituted 2- and 3-indolinones. *Chem Soc Rev* 41:7247–7290. doi:[10.1039/C2CS35100E](https://doi.org/10.1039/C2CS35100E)
121. Tan B, Zeng X, Leong WWY, Shi Barbas III CF, Zhong G (2012) Core structure-based design of organocatalytic [3+2]-cycloaddition reactions: highly efficient and stereocontrolled syntheses of 3,3'-pyrrolidonyl spirooxindoles. *Chem Eur J* 18:63–67. doi:[10.1002/chem.201103449](https://doi.org/10.1002/chem.201103449)
122. Cao Y, Jiang X, Liu L, Shen FF, Zhang F, Wang R (2011) Enantioselective michael/cyclization reaction sequence: scaffold-inspired synthesis of spirooxindoles with multiple stereocenters. *Angew Chem* 123:9290–9293. doi:[10.1002/ange.201104216](https://doi.org/10.1002/ange.201104216)
123. Hande SM, Nakajima M, Kamisaki H, Tsukano C, Takemoto Y (2011) Flexible strategy for syntheses of spirooxindoles using palladium-catalyzed carbosilylation and sakurai-type cyclization. *Org Lett* 13:1828–1831. doi:[10.1021/ol2003447](https://doi.org/10.1021/ol2003447)
124. Alcaide B, Almendros P, Rodriguez-Acebes R (2006) Efficient entry to diversely functionalized spirocyclic oxindoles from isatins through carbonyl-addition/cyclization reaction sequences. *J Org Chem* 71:2346–2351. doi:[10.1021/jo0525027](https://doi.org/10.1021/jo0525027)
125. Du D, Hu Z, Jin J, Lu Y, Tang W, Wang B, Lu T (2012) N-Heterocyclic carbene-catalyzed three-component domino reaction of alkynyl aldehydes with oxindoles. *Org Lett* 14:1274–1277. doi:[10.1021/ol300148f](https://doi.org/10.1021/ol300148f)
126. Castaldi MP, Troast DM, Porco JA (2009) Stereoselective synthesis of spirocyclic oxindoles via Prins cyclizations. *J Org Lett* 11:3362–3365. doi:[10.1021/ol901201k](https://doi.org/10.1021/ol901201k)
127. Zhang Y, Panek JS (2009) Stereocontrolled Synthesis of spirooxindoles through lewis acid-promoted [5+2]-annulation of chiral silyl alcohols. *Org Lett* 11:3366–3369. doi:[10.1021/ol901202t](https://doi.org/10.1021/ol901202t)
128. Wang J, Crane EA, Scheidt KA (2011) Highly stereoselective Brønsted acid catalyzed synthesis of spirooxindole pyrans. *Org Lett* 13:3086–3089. doi:[10.1021/ol200987c](https://doi.org/10.1021/ol200987c)
129. Zh L, Shi M (2012) Nitrogen- and phosphorus-containing Lewis base catalyzed [4+2] and [3+2] annulation reactions of isatins with but-3-yn-2-one. *Eur J Org Chem* 3:581–586. doi:[10.1002/ejoc.201101338](https://doi.org/10.1002/ejoc.201101338)
130. Zhu SL, Ji SJ, Zhang Y (2007) A simple and clean procedure for three-component synthesis of spirooxindoles in aqueous medium. *Tetrahedron* 63:9365–9372. doi:[10.1016/j.tet.2007.06.113](https://doi.org/10.1016/j.tet.2007.06.113)
131. Chen WB, Wu ZJ, Pei QL, Cun LF, Zhang XM, Yuan WC (2010) Highly enantioselective construction of spiro[4h-pyran-3,3'-oxindoles] through a domino Knoevenagel/Michael/cyclization sequence catalyzed by cupreine. *Org Lett* 12:3132–3135. doi:[10.1021/ol1009224](https://doi.org/10.1021/ol1009224)
132. Shishkina SV, Shishkin OV, Redkin RG, Shemchuk LA, Chernykh VP (2007) Crystal structure of 3,4-spiro-[(5-acetyl-2-amino-3-carbethoxy-6-methyl-4H-pyran)-1H,3H-indol-2-on]. *Acta Cryst* 63:3193–3196. doi:[10.1107/S1600536807027547](https://doi.org/10.1107/S1600536807027547)
133. Shemchuk LA, Chernykh VP, Redkin RG (2008) Synthesis of fused 2'-amino-3'-R-spiro-[indole-3,4'-pyran]-2(1H)-ones. *Russ J Org Chem* 44:1789–1791. doi:[10.1134/S1070428008120117](https://doi.org/10.1134/S1070428008120117)
134. Litvinov YM, Mortikov VY, Shestopalov AM (2008) Versatile three-component procedure for combinatorial synthesis of 2-aminospiro[(3'h)-indol-3',4-(4h)-pyrans]. *J Comb Chem* 10:741–745. doi:[10.1021/cc800093q](https://doi.org/10.1021/cc800093q)
135. Redkin RG, Shemchuk LA, Chernykh VP, Shishkin OV, Shishkina SV (2007) Synthesis and molecular structure of spirocyclic 2-oxindole derivatives of 2-amino-4H-pyran condensed with the pyrazolic nucleus. *Tetrahedron* 63:11444. doi:[10.1016/j.tet.2007.08.050](https://doi.org/10.1016/j.tet.2007.08.050)
136. Heravi MH, Zakeri M, Moharami A (2012) Versatile three-component procedure for combinatorial synthesis of spiro-oxindoles with fused chromenes catalysed by L-proline. *J Chem Sci* 124:865–869. doi:[10.1007/s12039-012-0284-7](https://doi.org/10.1007/s12039-012-0284-7)
137. Wang L-M, Jiao N, Qiu J, Yu J-J, Liu J-Q, Guo F-L, Liu Y (2010) Sodium stearate-catalyzed multicomponent reactions for efficient synthesis of spirooxindoles in aqueous micellar media. *Tetrahedron* 66:339–343. doi:[10.1016/j.tet.2009.10.091](https://doi.org/10.1016/j.tet.2009.10.091)
138. Rad-Moghadam K, Youseftabar-Miri L (2011) Ambient synthesis of spiro[4H-pyran-oxindole] derivatives under [BMIm]BF₄ catalysis. *Tetrahedron* 67:5693–5699. doi:[10.1016/j.tet.2011.05.077](https://doi.org/10.1016/j.tet.2011.05.077)
139. Mobinikhaledi A, Foroughifar N, Fard MAB (2011) Simple and efficient method for three-component synthesis of spirooxindoles in aqueous and solvent-free media. *Synth Commun: Int J Rap Commun Synth Org Chem* 41:441–450. doi:[10.1080/00397911003587507](https://doi.org/10.1080/00397911003587507)
140. Zhao L-Q, Zhou B, Li Y-Q (2011) An efficient one-pot three-component reaction for synthesis of spirooxindole derivatives in water media under catalyst-free condition. *Heteroat Chem* 22:673–677. doi:[10.1002/hc.20723](https://doi.org/10.1002/hc.20723)
141. Elinson MN, Ilvovaisky AI, Merkulova VM, Zaimovskaya TA, Nikishin GI (2012) Non-catalytic thermal multicomponent assembling of isatin, cyclic CH-acids and malononitrile: an efficient approach to spirooxindole scaffold. *Mendelev Commun* 22:143–144. doi:[10.1016/j.mencom.2012.05.010](https://doi.org/10.1016/j.mencom.2012.05.010)
142. Hasaninejada A, Golzar N, Beyrati M, Zare A, Doroodmand MM (2013) Silica-bonded 5-n-propyl-octahydro-pyrimido[1,2-a]azepinium chloride (SB-DBU)Cl as a highly efficient, heterogeneous and recyclable silica-supported ionic liquid catalyst for the synthesis of benzo[b]pyran, bis(benzo[b]pyran) and spiro-pyran derivatives. *J Mol Catal A: Chem* 372:137–150. doi:[10.1016/j.molcata.2013.02.022](https://doi.org/10.1016/j.molcata.2013.02.022)
143. Liu Y, Ren Z, Cao W, Chen J, Deng H, Shao M (2011) Solvent-free one-pot synthesis of spiro[indoline-3,4'-(1H')-pyrano[2,3-c]pyrazol]-2-one derivatives by grinding. *Synth Commun* 41:3620–3626. doi:[10.1080/00397911.2010.519449](https://doi.org/10.1080/00397911.2010.519449)
144. Zou Y, Hu Y, Liu H, Shi D (2012) Rapid and efficient ultrasound-assisted method for the combinatorial synthesis of spiro[indoline-3,4'-pyrano[2,3-c]pyrazole] derivatives. *ACS Comb Sci* 14:38–43. doi:[10.1021/co200128k](https://doi.org/10.1021/co200128k)
145. Ukrainets IV, Redkin RG, Sidorenko LV, Turov AV (2009) 4-Hydroxy-2-quinolones 172. Synthesis and structure of 4,3'-spiro[(6-allyl-2-amino-5-oxo-5,6-dihydro-4h-pyran)-[3,2-c]quinoline-3-carbo-nitrile)-2'-oxindole]. *Chem Heterocycl Comp* 45:1478–1484. doi:[10.1007/s10593-010-0454-9](https://doi.org/10.1007/s10593-010-0454-9)
146. Ghahremanzadeh R, Amanpour T, Bazgir A (2009) An efficient, three-component synthesis of spiro[benzo[g]chromene-4,3'-indoline]-3-carbonitrile and spiro[indoline-3,5'-pyrano[2,3-d]pyrimidine]-6'-carbonitrile derivatives. *J Heterocycl Chem* 46:1266–1270. doi:[10.1002/jhet.240](https://doi.org/10.1002/jhet.240)
147. Zhao H, Lan Y-B, Liu Z-M, Wang Y, Wang X-W, Tao J-C (2012) Enantioselective construction of spiro[2H-pyran-3,4'-indoline] by a systematic Michael/Reduction/Cyclization sequence triggered by the asymmetric conjugate addition of ketones to isatylidenemalononitriles. *Eur J Org Chem* 10:1935–1944. doi:[10.1002/ejoc.201101810](https://doi.org/10.1002/ejoc.201101810)
148. Liang B, Kalidindi S, Porco JA, Stephenson CRJ (2010) Multicomponent reaction discovery: three-component synthesis of spirooxindoles. *Org Lett* 12:572–575. doi:[10.1021/ol902764k](https://doi.org/10.1021/ol902764k)
149. Ghahremanzadeh R, Fereshtehnejad F, Yasaei Z, Amanpour T, Bazgir A (2010) One-pot and three-component synthesis

- of spiro[chromeno[2,3-d]pyrimidine-5,30-indoline]-diones and spiro[chromeno[2,3-c]pyrazole-4,30-indoline]-diones. *J Heterocycl Chem* 47:967–972. doi:[10.1002/jhet.399](https://doi.org/10.1002/jhet.399)
150. Jadidi K, Ghahremanzadeh R, Bazgir A (2009) Efficient synthesis of spiro[chromeno[2,3-d]pyrimidine-5,3'-indoline]-tetraones by a one-pot and three-component reaction. *J Comb Chem* 11:341–344. doi:[10.1021/cc800167h](https://doi.org/10.1021/cc800167h)
 151. Deng J, Mo L-P, Zhao F-Y, Zhang Z-H, Liu S-X (2012) One-pot, three-component synthesis of a library of spirooxindole-pyrimidines catalyzed by magnetic nanoparticle supported dodecyl benzenesulfonic acid in aqueous media. *ACS Comb Sci* 14:335–341. doi:[10.1021/co3000264](https://doi.org/10.1021/co3000264)
 152. Moghaddam MM, Bazgir A, Mehdi AM, Ghahremanzadeh R (2012) Alum ($KAl(SO_4)_2 \cdot 12H_2O$) catalyzed multicomponent transformation: simple, efficient, and green route to synthesis of functionalized spiro[chromeno[2,3-d]pyrimidine-5,3'-indoline]-tetraones in ionic liquid media. *Chinese J Chem* 30:709–714. doi:[10.1002/cjoc.201280014](https://doi.org/10.1002/cjoc.201280014)
 153. Ghahremanzadeh R, Amanpour T, Sayyafi M, Bazgir A (2010) One-pot, three-component synthesis of spironaphthopyrano[2,3-d]pyrimidine-5,3'-indolines in water. *J Heterocycl Chem* 47:421–424. doi:[10.1002/jhet.331](https://doi.org/10.1002/jhet.331)
 154. Tisseh ZN, Ahmadi F, Dabiri M, Khavasi HR, Bazgir A (2012) A novel organocatalytic multi-component reaction: an efficient synthesis of polysubstituted pyrano-fused spirooxin. *Tetrahedron Lett* 53:3603–3606. doi:[10.1016/j.tetlet.2012.05.019](https://doi.org/10.1016/j.tetlet.2012.05.019)
 155. Bondensgaard K, Ankersen M, Thogersen H, Hansen BS, Wulff BS et al (2004) Recognition of privileged structures by G-protein coupled receptors. *J Med Chem* 47:888–899. doi:[10.1021/jm0309452](https://doi.org/10.1021/jm0309452)
 156. Patchett AA, Nargund RP, Tata JR, Chen MH, Barakat KJ, Johnston DB, Cheng K, Chan WW, Butler B, Hickey G (1995) Design and biological activities of L-163,191 (MK-0677): a potent, orally active growth hormone secretagogue. *PNAS* 92:7001–7005. doi:[10.1073/pnas.92.15.7001](https://doi.org/10.1073/pnas.92.15.7001)
 157. Hickey G, Jacks T, Judith F, Taylor J, Schoen WR, Krupa D, Cunningham P, Clark J, Smith RG (1994) Efficacy and specificity of L-692,429, a novel nonpeptidyl growth hormone secretagogue, in beagles. *Endocrinology* 134:695–701. doi:[10.1210/en.134.2.695](https://doi.org/10.1210/en.134.2.695)
 158. Sluder A, Shah S, Cassayre J, Clover R, Maienfisch P et al (2012) Spiroindolines identify the vesicular acetylcholine transporter as a novel target for insecticide action. *PLoS One* 7:e34712. doi:[10.1371/journal.pone.0034712](https://doi.org/10.1371/journal.pone.0034712)
 159. Inoue S, Okada K, Tanino H, Hashizume K, Kakoi H (1994) Total synthesis of (\pm)-surugatoxin. *Heterocycl* 50:2729–2752. doi:[10.1016/S0040-4020\(01\)86989-1](https://doi.org/10.1016/S0040-4020(01)86989-1)
 160. Inoue S, Okada K, Tanino H, Kakoi H (1988) Synthesis of (+)-prosurugatoxin and ring transformation of prosurugatoxin into surugatoxin. *Tetrahedron Lett* 29:1547–1550. doi:[10.1016/S0040-4039\(00\)80348-2](https://doi.org/10.1016/S0040-4039(00)80348-2)
 161. Seo JH, Liu P, Weinreb SM (2010) Evolution of a strategy for total synthesis of the marine fungal alkaloid (\pm)-communesin F. *J Org Chem* 75:2667–2680. doi:[10.1021/jo100339k](https://doi.org/10.1021/jo100339k)
 162. Lesma G, Landoni N, Sacchetti A, Silvani A (2010) The spiroperididine-3,3'-oxindoles scaffold: a type II β -turn peptide isostere. *Tetrahedron* 66:4474–4478. doi:[10.1016/j.tet.2010.04.077](https://doi.org/10.1016/j.tet.2010.04.077)
 163. Han Y-Y, Han W-Y, Hou X, Zhang X-M, Yuan W-C (2012) $FeCl_3$ -catalyzed stereoselective construction of spirooxindole tetrahydroquinolines via tandem 1,5-hydride transfer/ring closure. *Org Lett* 14:4054–4057. doi:[10.1021/ol301559k](https://doi.org/10.1021/ol301559k)
 164. Kiruthika SE, Lakshmi NV, Banu BR, Perumal PT (2011) A facile strategy for the one pot multicomponent synthesis of spiro dihydropyridines from amines and activated alkynes. *Tetrahedron Lett* 52:6508–6511. doi:[10.1016/j.tetlet.2011.09.119](https://doi.org/10.1016/j.tetlet.2011.09.119)
 165. Alizadeh A, Mokhtari J (2011) Novel four-component route to the synthesis of spiro[indoline-3,4'-pyridine]-3'-carboxylate derivatives. *Tetrahedron* 67:3519–3523. doi:[10.1016/j.tet.2011.03.032](https://doi.org/10.1016/j.tet.2011.03.032)
 166. Ghahremanzadeh R, Ahadi S, Shakibaei GI, Bazgir A (2010) Grindstone chemistry: one-pot synthesis of spiro[diindenopyridine-indoline]triones and spiro[acenaphthylene-diindenopyridine]triones. *Tetrahedron Lett* 51:499–502. doi:[10.1016/j.tetlet.2009.11.041](https://doi.org/10.1016/j.tetlet.2009.11.041)
 167. Manpadi M et al (2007) Three-component synthesis and anti-cancer evaluation of polycyclic indenopyridines lead to the discovery of a novel indenoheterocycle with potent apoptosis inducing properties. *Org Biomol Chem* 5:3865–3872. doi:[10.1039/B713820B](https://doi.org/10.1039/B713820B)
 168. Ahadi S, Ghahremanzadeh R, Mirzaei P, Bazgir A (2009) Synthesis of spiro[benzopyrazolonaphthyridine-indoline]-diones and spiro[chromenopyrazolopyridine-indoline]-diones by one-pot, three-component methods in water. *Tetrahedron* 65:9316–9321. doi:[10.1016/j.tet.2009.09.009](https://doi.org/10.1016/j.tet.2009.09.009)
 169. Quiroga J, Portillo S, Pérez A, Gálvez J, Abonia R, Insuasty B (2011) An efficient synthesis of pyrazolo[3,4-b]pyridine-4-spiroindolinones by a three-component reaction of 5-aminopyrazoles, isatin, and cyclic β -diketones. *Tetrahedron Lett* 52:2664–2666. doi:[10.1016/j.tetlet.2011.03.067](https://doi.org/10.1016/j.tetlet.2011.03.067)
 170. Ghahremanzadeh R, Sayyafi M, Ahadi S, Bazgir A (2009) Novel one-pot, three-component synthesis of spiro[indoline-pyrazolo[4',3':5,6]pyrido[2,3-d]pyrimidine]trione library. *J Comb Chem* 11:393–396. doi:[10.1021/cc8001958](https://doi.org/10.1021/cc8001958)
 171. Shakibaei GI, Feiz A, Bazgir A (2011) A simple and catalyst-free three-component method for the synthesis of spiro[indenopyrazolopyridine indoline]diones and spiro[indenopyridopyrimidine indoline]triones. *Comptes Rendus Chimie* 14:556–562. doi:[10.1016/j.crci.2010.10.001](https://doi.org/10.1016/j.crci.2010.10.001)
 172. Jadidi K, Ghahremanzadeh R, Bazgir A (2009) Spirooxindoles: reaction of 2,6-diaminopyrimidin-4(3H)-one and isatins. *Tetrahedron* 65:2005–2009. doi:[10.1016/j.tet.2009.01.013](https://doi.org/10.1016/j.tet.2009.01.013)
 173. Shakibaei GI, Feiz A, Khavasi HR, Soorki AA, Bazgir A (2011) Simple three-component method for the synthesis of spiroindeno[1,2-b]pyrido[2,3-d]pyrimidine-5,3'-indolines. *ACS Comb Sci* 13:96–99. doi:[10.1021/co1000053](https://doi.org/10.1021/co1000053)
 174. Rahmati A, Khalesi Z (2012) A one-pot, three-component synthesis of spiro[indolineisoxazolo[4',3':5,6]pyrido[2,3-d]pyrimidine]triones in water. *Tetrahedron* 68:8472–8479. doi:[10.1016/j.tet.2012.07.073](https://doi.org/10.1016/j.tet.2012.07.073)
 175. Venkatesan H, Davis MC, Altas Y, Snyder JP, Liotta DC (2001) Total synthesis of SR 121463 A, a highly potent and selective vasopressin V_2 receptor antagonist. *J Org Chem* 66:3653–3661. doi:[10.1021/jo0004658](https://doi.org/10.1021/jo0004658)
 176. Liu J-J, Zhang Z (2008) Spiroindolinone derivatives (Hoffmann-La Roche AG). *PCT Int Appl*. WO2008(055812)
 177. Sconhaber J, Mueller ThJJ (2011) Luminescent bichromophoric spiroindolones—synthesis and electronic properties. *Org Biomol Chem* 9:6196–6199. doi:[10.1039/c1ob05703k](https://doi.org/10.1039/c1ob05703k)
 178. Beccalli EM, Clerici F, Gelmi ML (1999) 6-Chloro-spiroeylohexenindol-2-ones: an unusual ring transformation to ethyl 2-(cyclohexa-1,4-dienyl)phenylcarbamates. *Tetrahedron* 55:8579–8586. doi:[10.1016/S0040-4020\(99\)00475-5](https://doi.org/10.1016/S0040-4020(99)00475-5)
 179. Beccalli EM, Clerici F, Gelmi ML (2003) A new synthetic procedure to spiro[cyclohexane-1,3'-indoline]-2',4-diones. *Tetrahedron* 59:4615–4622. doi:[10.1016/S0040-4020\(03\)00627-6](https://doi.org/10.1016/S0040-4020(03)00627-6)
 180. Ashimori A, Overman LE (1992) Catalytic asymmetric synthesis of quaternary carbon centers. Palladium-catalyzed formation of either enantiomer of spirooxindoles and related spirocyclics using a single enantiomer of a chiral diphosphine ligand. *J Org Chem* 57(4571–4572):4671. doi:[10.1021/jo00043a005](https://doi.org/10.1021/jo00043a005)
 181. Jia ZJ, Jiang H, Li JL, Gschwend B, Li QZ, Yin X, Grouleff J, Chen YC, Jørgensen KA (2011) Trienamines in asymmetric

- organocatalysis: Diels-Alder and tandem reactions. *J Am Chem Soc* 133:5053–5061. doi:[10.1021/ja1112194](https://doi.org/10.1021/ja1112194)
182. Tan B, Hernández-Torres G, Barbas CF (2011) Highly efficient hydrogen-bonding catalysis of the Diels-Alder reaction of 3-vinylindoles and methyleneindolinones provides carbazole-spirooxindole skeletons. *J Am Chem Soc* 133:12354–12357. doi:[10.1021/ja203812h](https://doi.org/10.1021/ja203812h)
 183. Wei Q, Gong L-Z (2010) Organocatalytic asymmetric formal [4+2] cycloaddition for the synthesis of spiro[4-cyclohexanone-1,3'-oxindoline] derivatives in high optical purity. *Org Lett* 12:1008–1011. doi:[10.1021/ol100020v](https://doi.org/10.1021/ol100020v)
 184. Li Y, Su X, Zhou W, Li W, Zhang J (2015) Amino-acid derived phosphine-catalyzed enantioselective 1,4- dipolar spiroannulation of cyclobutenones and isatylidenemalononitrile. *Chem Eur J* 21:1–6. doi:[10.1002/chem.201406475](https://doi.org/10.1002/chem.201406475)
 185. Richmond E, Duguet N, Slawin AMZ, Lébl T, Smith AD (2012) Asymmetric pericyclic cascade approach to spirocyclic oxindoles. *Org Lett* 14:2762–2765. doi:[10.1021/ol300982f](https://doi.org/10.1021/ol300982f)
 186. Bencivenni G, Wu LY, Mazzanti A, Giannichi B, Pesciaoli F, Song MP, Bartoli G, Melchiorre P (2009) Targeting structural and stereochemical complexity by organocascade catalysis: construction of spirocyclic oxindoles having multiple stereocenters. *Angew Chem Int Ed* 48:7200–7203. doi:[10.1002/anie.200903192](https://doi.org/10.1002/anie.200903192)
 187. Jiang K, Jia Z-J, Yin X, Wu L, Chen Y-C (2010) Asymmetric quadruple aminocatalytic domino reactions to fused carbocycles incorporating a spirooxindole motif. *Org Lett* 12:2766–2769. doi:[10.1021/ol100857s](https://doi.org/10.1021/ol100857s)
 188. Jiang K, Jia Z-J, Chen S, Li Wu, Chen Y-C (2010) Organocatalytic tandem reaction to construct six-membered spirocyclic oxindoles with multiple chiral centres through a formal [2+2+2] annulation. *Chem Eur J* 16:2852–2856. doi:[10.1002/chem.200903009](https://doi.org/10.1002/chem.200903009)
 189. Ghosh AK, Zhou B (2013) Enantioselective synthesis of spiro[cyclohexane-1,3'-indolin]-2'-ones containing multiple stereocenters via organocatalytic Michael/aldol cascade reactions. *Tetrahedron Lett* 54:2311–2314. doi:[10.1016/j.tetlet.2013.02.030](https://doi.org/10.1016/j.tetlet.2013.02.030)
 190. Companyo X, Zea A, Alba A-NR, Mazzanti A, Moyano A, Rios R (2010) Organocatalytic synthesis of spiro compounds via a cascade Michael-Michael-aldol reaction. *Chem Commun* 46:6953–6955. doi:[10.1039/C0CC01522A](https://doi.org/10.1039/C0CC01522A)
 191. Lan YB, Zhao H, Liu ZM, Liu GG, Tao JC, Wang XW (2011) Chiral counteranion synergistic organocatalysis under high temperature: efficient construction of optically pure spiro[cyclohexanone-oxindole] backbone. *Org Lett* 13:4866–4869. doi:[10.1021/ol201943g](https://doi.org/10.1021/ol201943g)
 192. Sun QS, Chen X-Y, Zhu H, Lin H, Sun X-W, Lin G-Q (2015) Asymmetric synthesis of poly-substituted spirocyclohexane oxindole via a squaramide catalyzed cascade Michael-Michael-aldol sequence. *Org Chem Front* 2:110–113. doi:[10.1039/C4QO00299G](https://doi.org/10.1039/C4QO00299G)
 193. Basavaiah D, Reddy KR (2007) Simple and one-pot protocol for synthesis of indene-spiro-oxindoles involving tandem prins and friedel-crafts reactions. *Org Lett* 9:57–60. doi:[10.1021/ol062561m](https://doi.org/10.1021/ol062561m)
 194. Gorokhovik I, Neuville L, Zhu J (2011) Trifluoroacetic acid-promoted synthesis of 3-hydroxy, 3-amino and spirooxindoles from α -keto-N-anilides. *Org Lett* 13:5536–5539. doi:[10.1021/ol202263a](https://doi.org/10.1021/ol202263a)
 195. Bond RF, Boeyens JCA, Holzapfel CW, Steyn PS (1979) Cyclopamines A and B, novel oxindole metabolites of *Penicillium cyclopium* westling. *J Chem Soc, Perkin Trans 1*:1751–1761. doi:[10.1039/P19790001751](https://doi.org/10.1039/P19790001751)
 196. Mugishima T, Tsuda M, Kasai Y, Ishiyama H, Fukushi E, Kawabata J, Watanabe M, Akao K, Kobayashi J (2005) Absolute stereochemistry of citrinadins A and B from marine-derived fungus. *J Org Chem* 70:9430–9435. doi:[10.1021/jo051499o](https://doi.org/10.1021/jo051499o)
 197. Pettersson M, Kneuppel D, Martin SF (2007) Concise, stereoselective approach to the spirooxindole ring system of citrinadin A. *Org Lett* 9:4623–4626. doi:[10.1021/ol702132v](https://doi.org/10.1021/ol702132v)
 198. Bian Z, Marvin CC, Martin SF (2013) Enantioselective total synthesis of (-)-citrinadin A and revision of its stereochemical structure. *J Am Chem Soc* 135:10886–10889. doi:[10.1021/ja405547f](https://doi.org/10.1021/ja405547f)
 199. Guerrero CA, Sorensen EJ (2011) Concise, stereocontrolled synthesis of the citrinadin B core architecture. *Org Lett* 13:5164–5167. doi:[10.1021/ol2020362](https://doi.org/10.1021/ol2020362)
 200. Kong K, Enquist JA Jr, McCallum ME, Smith GM, Matsumaru T, Menhaji-Klotz E, Wood JL (2013) An enantioselective total synthesis and stereochemical revision of (+)-citrinadin B. *J Am Chem Soc* 135:10890–10893. doi:[10.1021/ja405548b](https://doi.org/10.1021/ja405548b)
 201. Li X, Li YM, Peng FZ, Wu ST, Li ZQ, Sun ZW, Zhang HB, Shao ZH (2011) Highly enantioselective one-pot synthesis of spirocyclopentaneoxindoles containing the oxime group by organocatalyzed Michael addition/ISOC/fragmentation sequence. *Org Lett* 13:6160–6163. doi:[10.1021/ol2024955](https://doi.org/10.1021/ol2024955)
 202. Albertshofer K, Tan B, Barbas CF (2012) Assembly of spirooxindole derivatives containing four consecutive stereocenters via organocatalytic Michael-Henry cascade reactions. *Org Lett* 14:1834–1837. doi:[10.1021/ol300441z](https://doi.org/10.1021/ol300441z)
 203. Albertshofer K, Anderson KE, Barbas CF (2012) Assembly of spirooxindole derivatives via organocatalytic iminium-enamine cascade reactions. *Org Lett* 14:5968–5971. doi:[10.1021/ol302876c](https://doi.org/10.1021/ol302876c)
 204. Jiang K, Tiwari B, Chi YR (2012) Access to spirocyclic oxindoles via N-heterocyclic carbene-catalyzed reactions of enals and oxindole-derived α , β -unsaturated imines. *Org Lett* 14:2382–2385. doi:[10.1021/ol3008028](https://doi.org/10.1021/ol3008028)
 205. Sun W, Zhu G, Wu C, Hong L, Wang R (2012) An organocatalytic cascade strategy for the enantioselective construction of spirocyclopentane bioxindoles containing three contiguous stereocenters and two spiro quaternary centers. *Chem Eur J* 18:6737–6741. doi:[10.1002/chem.201200478](https://doi.org/10.1002/chem.201200478)
 206. Sun W, Zhu G, Wu C, Hong L, Wang R (2012) “Organometal” synergistic catalysis: the 1+1>2 effect for the construction of spirocyclopentene oxindoles. *Chem Eur J* 18:13959–13963. doi:[10.1002/chem.201201976](https://doi.org/10.1002/chem.201201976)
 207. Tian X, Melchiorre P (2013) Control of remote stereochemistry in the synthesis of spirocyclic oxindoles: vinylogous organocascade catalysis. *Angew Chem Int Ed* 52:1–5. doi:[10.1002/anie.201301017](https://doi.org/10.1002/anie.201301017)
 208. Ding L-Z, Zhong T-S, Wu T, Wang Y-M (2014) Highly enantioselective construction of spirocyclopentaneoxindoles containing four consecutive stereocenters through an organocatalytic iminium-enamine cascade reaction. *Eur J Org Chem* 24:5139–5143. doi:[10.1002/ejoc.201402687](https://doi.org/10.1002/ejoc.201402687)
 209. Trost BM, Cramer N, Silverman SM (2007) Enantioselective construction of spirocyclic oxindolic cyclopentanes by palladium-catalyzed trimethylenemethane-[3+2]-cycloaddition. *J Am Chem Soc* 129:12396–12397. doi:[10.1021/ja075335w](https://doi.org/10.1021/ja075335w)
 210. Voituriez A, Pinto N, Neel M, Retailleau P, Marinetti A (2010) An organocatalytic [3+2] cyclisation strategy for the highly enantioselective synthesis of spirooxindoles. *Chem Eur J* 16:12541–12544. doi:[10.1002/chem.201001791](https://doi.org/10.1002/chem.201001791)
 211. Tan B, Candeias NR, Barbas CF (2011) Core-structure-motivated design of a phosphine-catalyzed [3+2] cycloaddition reaction: enantioselective syntheses of spirocyclopenteneoxindoles. *J Am Chem Soc* 133:4672–4675. doi:[10.1021/ja110147w](https://doi.org/10.1021/ja110147w)
 212. Peng J, Huang X, Jiang L, Cui H-L, Chen Y-C (2011) Tertiary amine-catalyzed chemoselective and asymmetric [3+2] annulation of Morita-Baylis-Hillman carbonates of isatins with propargyl sulfones. *Org Lett* 13:4584–4587. doi:[10.1021/ol201776h](https://doi.org/10.1021/ol201776h)

213. Wang Y, Liu L, Zhang T, Zhong N-J, Wang D, Chen Y-J (2012) Diastereo- and enantioselective [3+2] cycloaddition reaction of Morita-Baylis-Hillman carbonates of isatins with *n*-phenylmaleimide catalyzed by Me-Duphos. *J Org Chem* 77:4143–4147. doi:[10.1021/jo3002535](https://doi.org/10.1021/jo3002535)
214. Jiang T, Kuhen KL, Wolff K, Yin H, Bieza K, Caldwell J, Bursulaya B, Wu TYH, He Y (2006) Design, synthesis and biological evaluations of novel oxindoles as HIV-1 non-nucleoside reverse transcriptase inhibitors. Part I. *Bioorg Med Chem Lett* 16:2105–2108. doi:[10.1016/j.bmcl.2006.01.073](https://doi.org/10.1016/j.bmcl.2006.01.073)
215. Jiang T, Kuhen KL, Wolff K, Yin H, Bieza K, Caldwell J, Bursulaya B, Wu TYH, Tuntland T, Zhang K, Karanewsky D, He Y (2006) Design, synthesis and biological evaluations of novel oxindoles as HIV-1 non-nucleoside reverse transcriptase inhibitors. Part II. *Bioorg Med Chem Lett* 16:2109–2112. doi:[10.1016/j.bmcl.2006.01.066](https://doi.org/10.1016/j.bmcl.2006.01.066)
216. Dou X, Lu Y (2012) Diastereodivergent synthesis of 3-spirocyclopropyl-2-oxindoles through direct enantioselective cyclopropanation of oxindoles. *Chem Eur J* 18:8315–8319. doi:[10.1002/chem.201200655](https://doi.org/10.1002/chem.201200655)
217. Shaabanzadeh M, Khabari F (2010) One-pot synthesis of new spiro[cyclopropane-1,3'-(3H)indol]-2'-(1'H)-ones from 3-phenacylideneoxindoles. *J Heterocycl Chem* 47:949–953. doi:[10.1002/jhet.394](https://doi.org/10.1002/jhet.394)
218. Kumari G, Nutan Modi M, Gupta SK, Singh RK (2011) Rhodium(II) acetate-catalyzed stereoselective synthesis, SAR and anti-HIV activity of novel oxindoles bearing cyclopropane ring. *Eur J Med Chem* 46:1181–1188. doi:[10.1016/j.ejmech.2011.01.037](https://doi.org/10.1016/j.ejmech.2011.01.037)
219. Muthusamy S, Azhagan D, Gnanaprakasam B, Suresh E (2010) Diastereoselective synthesis of strained spirocyclopropanooxindoles from cyclic diazoamides. *Tetrahedron Lett* 51:5662–5665. doi:[10.1016/j.tetlet.2010.07.159](https://doi.org/10.1016/j.tetlet.2010.07.159)
220. Muthusamy S, Ramkumar R (2014) Solvent- and transition metal-free synthesis of spiro[cyclopropane-1,3-oxindoles] from cyclic diazoamides. *Tetrahedron Lett* 55:6389–6393. doi:[10.1016/j.tetlet.2014.09.086](https://doi.org/10.1016/j.tetlet.2014.09.086)
221. Oseka M, Noole A, Zari S, Öeren M, Järving I, Lopp M, Kanger T (2014) Asymmetric diastereoselective synthesis of spirocyclopropane derivatives of oxindole. *Eur J Org Chem* 17:3599–3606. doi:[10.1002/ejoc.201402061](https://doi.org/10.1002/ejoc.201402061)
222. Pedras MSC, Okanga FI, Zaharia IL, Khan AQ (2000) Phytoalexins from crucifers: synthesis, biosynthesis, and Biotransformation. *Phytochem* 53:161–176. doi:[10.1016/S0031-9422\(99\)00494-X](https://doi.org/10.1016/S0031-9422(99)00494-X)
223. Kutschy P, Salayová A, Curillová Z, Kozár T, Mezencev R, Mojzís J, Pilátová M, Balentová E, Pazdera P, Sabol M, Zburová M (2009) 2-(Substituted phenyl)amino analogs of 1-methoxyspirobrassinol methyl ether: synthesis and anticancer activity. *Bioorg Med Chem* 17:3698–3712. doi:[10.1016/j.bmc.2009.03.064](https://doi.org/10.1016/j.bmc.2009.03.064)
224. Kutschy P, Suchý M, Monde K, Harada N, Marušková R, Čurillová Z, Dzurilla M, Miklošová M, Mezencev R, Mojžiš J (2002) Spirocyclization strategy toward indole phytoalexins. The first synthesis of (±)-1-methoxyspirobrassinin, (±)-1-methoxyspirobrassinol, and (±)-1-methoxyspirobrassinol methyl ether. *Tetrahedron Lett* 43:9489–9492. doi:[10.1016/S0040-4039\(02\)02452-8](https://doi.org/10.1016/S0040-4039(02)02452-8)
225. Zhang Y, Li ZJ, Xu HS, Zhang Y, Wang W (2011) Organocatalytic asymmetric Henry reaction of isatins: highly enantioselective synthesis of 3-hydroxy-2-oxindoles. *RSC Adv* 1:389–392. doi:[10.1039/C1RA00477H](https://doi.org/10.1039/C1RA00477H)
226. Chen W-B, Wu Z-J, Hu J, Cun J-F, Zhang X-M, Yuan W-C (2011) Organocatalytic direct asymmetric aldol reactions of 3-isothiocyanato oxindoles to ketones: stereocontrolled synthesis of spirooxindoles bearing highly congested contiguous tetra-substituted stereocenters. *Org Lett* 13:2472–2475. doi:[10.1021/ol200724q](https://doi.org/10.1021/ol200724q)
227. Han Y-Y, Chen W-B, Han W-Y, Wu Z-J, Zhang X-M, Yuan W-C (2012) Highly efficient and stereoselective construction of dispiro-[oxazolidine-2-thione]bisoxindoles and dispiro[imidazolidine-2-thione]bisoxindoles. *Org Lett* 14:490–493. doi:[10.1021/ol203081x](https://doi.org/10.1021/ol203081x)
228. Jiang X, Cao Y, Wang Y, Liu L, Shen F, Wang R (2010) A unique approach to the concise synthesis of highly optically active spirooxazolines and the discovery of a more potent oxindole-type phytoalexin analogue. *J Am Chem Soc* 132:15328–15333. doi:[10.1021/ja106349m](https://doi.org/10.1021/ja106349m)
229. Badillo JJ, Arevalo GE, Fettingner JC, Franz AK (2011) Titanium-catalyzed stereoselective synthesis of spirooxindole oxazolines. *Org Lett* 13:418–421. doi:[10.1021/ol1027305](https://doi.org/10.1021/ol1027305)
230. Ueda T, Inada M, Okamoto I, Morita N, Tamura O (2008) Synthesis of maremycins a and d1 via cycloaddition of a nitron with (e)-3-ethylidene-1-methylindolin-2-one. *Org Lett* 10:2043–2046. doi:[10.1021/ol800515w](https://doi.org/10.1021/ol800515w)
231. Singh A, Roth GP (2011) A [3+2] dipolar cycloaddition route to 3-hydroxy-3-alkyl oxindoles: an approach to pyrrolidinoindoline alkaloids. *Org Lett* 13:2118–2121. doi:[10.1021/ol200547m](https://doi.org/10.1021/ol200547m)
232. Bouhfid R, Joly N, Essassi EM, Lequart V, Massoui M, Martin P (2011) Synthesis of new spiro[1,4,2-dioxazole-5,3'-indolin]-2'-one by 1,3-dipolar cycloaddition. *Synth Commun* 41:2096–2102. doi:[10.1080/00397911.2010.497595](https://doi.org/10.1080/00397911.2010.497595)
233. Ribeiro CJA, Kumar SP, Moreira R, Santos MMM (2012) Efficient synthesis of spiroisoxazoline oxindoles. *Tetrahedron Lett* 53:281–284. doi:[10.1016/j.tetlet.2011.10.139](https://doi.org/10.1016/j.tetlet.2011.10.139)
234. Gomez-Monterrey I, Bertamino A, Porta A, Carotenuto A, Musella S, Aquino C, Granata I, Sala M, Brancaccio D, Picone D, Ercole C, Stiuso P, Campiglia P, Grieco P, Ianelli P, Maresca B, Novellino E (2010) Identification of the spiro(oxindole-3,3'-thiazolidine)-based derivatives as potential p53 activity modulators. *J Med Chem* 53(8319–8329):8319. doi:[10.1021/jm100838z](https://doi.org/10.1021/jm100838z)
235. Vintonyak VV, Warburg K, Kruse H, Grimme S, Hubel K, Rauh D, Waldmann H (2010) Identification of thiazolidinones spirofused to indolin-2-ones as potent and selective inhibitors of the mycobacterium tuberculosis protein tyrosine phosphatase B. *Angew Chem Int Ed* 49:5902–5905. doi:[10.1002/anie.201002138](https://doi.org/10.1002/anie.201002138)
236. Kaminsky D, Khyluk D, Vasylenko O, Zaprutko L, Lesyk R (2011) A facile synthesis and anticancer activity evaluation of spiro[thiazolidinone-isatin] conjugates. *Sci Pharm* 79:763–777. doi:[10.3797/scipfarm.1109-14](https://doi.org/10.3797/scipfarm.1109-14)
237. Chen H, Shi D (2011) Efficient one-pot synthesis of spiro[indoline-3,40-pyrazolo[3,4-e][1,4]thiazepine]dione via three-component reaction. *Tetrahedron* 67:5686–5692. doi:[10.1016/j.tet.2011.05.069](https://doi.org/10.1016/j.tet.2011.05.069)
238. Cao Y, Shen FF, Zhang FT, Wang R (2012) Catalytic asymmetric michael addition/cyclization of isothiocyanato oxindoles: highly efficient and versatile approach for the synthesis of 3,2'-pyrrolidinyl mono- and bi-spirooxindole frameworks. *Chem Eur J* 19:1184–1188. doi:[10.1002/chem.201204114](https://doi.org/10.1002/chem.201204114)
239. Wu H, Zhang LL, Tian ZQ, Huang YD, Wang YM (2012) Highly efficient enantioselective construction of bispirooxindoles containing three stereocenters through an organocatalytic cascade michael-cyclization reaction. *Chem Eur J* 15:1246–1249. doi:[10.1002/chem.201203221](https://doi.org/10.1002/chem.201203221)
240. Curillova' Z, Kutschy P, Budovska M, Nakahashib A, Mondeb K (2007) Stereoselective synthesis of (R)-(+)-1-methoxyspirobrassinin, (2R,3R)-(-)-1-methoxyspirobrassinol methyl ether and their enantiomers or diastereoisomers. *Tetrahedron Lett* 48:8200–8204. doi:[10.1016/j.tetlet.2007.09.080](https://doi.org/10.1016/j.tetlet.2007.09.080)