

5. 76156. (2012.01) 61 6. X « -
 36/734, 61 9/00. / - : 15.00.03/X . —X., 2013. — 216 .
 201206983; . 07.06.2012; -1577p.
 . 25.12.2012, . 24.

01.11.2013

: 615.012/.014:615.451.16:615.32:616.1

« E - M »
 : , , -
 « - »
 « - »
 E. .
 « M E E
 « E - M »
 : , , -

. . Khokhlova
**DEVELOPMENT OF INDUSTRIAL TECHNOLOGY
 OF TINCTURE «ATHEROPHYT-NORMA»**
Keywords: tincture, manufacturing technologies, herbal raw material,
 cardiovascular disease.

The technology of tincture for cardiovascular treatment was founded.
 The flowchart of technological process of tincture «Atherophyt-norma»
 in the industrial environment was developed. The technology of tincture
 «Atherophyt-norma» was tested in the industrial manufacturing.

615.322:543.544:577.175.62

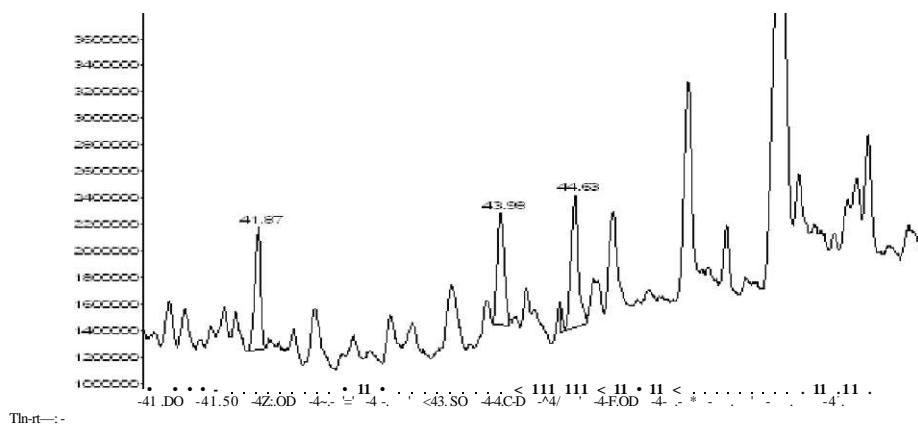
,
 • . . . ,
 • , .
 (Lentinus edodes, - 5973 [1].
 Tricholomataceae), (Ganoderma lucidum, 50 2 , -
 - Ganodermataceae), (Cordyceps () 0,6 -
 sinensis, - 1 vicipitaceae) - () 3
 , - 50 ° -
 [3, 5, 6, 7, 8]. 2
 , (100 / .)
 , 10 .
 , (3) -
 [2]. splitless,
 , 0,5 .. (10-20)
 ,
 1,2 / .
 /
 Agilent Technologies 6890 - - DB-5, 0,25 ,

30 ;

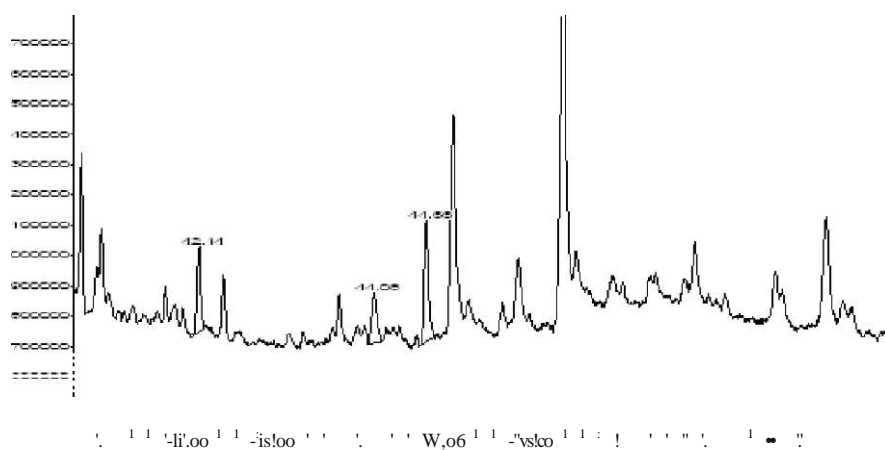
() 1.2 / . ;

350 ° ,
50 320 °

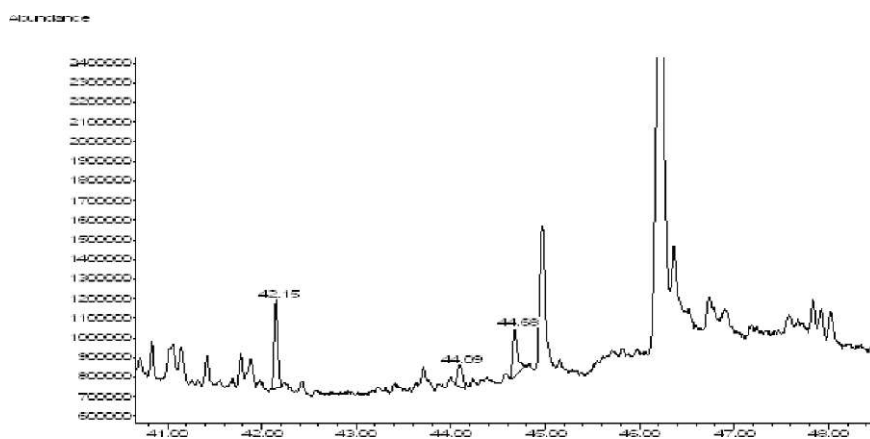
NIST05 WILEY 2007
470000



. 1.



. 2.



. 3.

(, /) :
 $I = \frac{1}{2} (I_1 - I_2)$
 $I_2 = 50 / (50 - I_1)$

I		, /		
1.	-3,5-	0,92	1,56	1,37
2.	414	0,73	0,55	1,48
3.	(-4- -3-)	1,51	1,11	1,95

1.

2.

3.

1. *Verbascum thapsus L.* // ... — 2013. - 2 (88). - . 95-99.
 2. Barnes Peter J. *Anti-inflammatory actions of steroids: molecular mechanisms* / Peter J. Barnes, Ian Adcock // *Trends in Pharmacol. Sci.* - 1993. - Vol. 14, Issue 12. - . 436-441.
 3. *Bioactive Substances from Insect Pathogenic Fungi* / M. Isaka, P. Kittakoop, K. Kirtikara et al. // *Acc. Chem. Res.* - 2005. - Vol. 38, 10. - P. 813-823.
 4. Fan H. *Determination of purine and pyrimidine bases in natural and cultured Cordyceps using optimum acid hydrolysis followed by highperformance liquid chromatography* / H. Fan, F. Q. Yang, S. P. Li // *J. Pharmace. and Biomed. Anal.* - 2007. - Vol. 45. - P. 141-144.
 5. *Fractionation and Purification of the Polysaccharides with Marked Antitumor Activity, Especially Lentinan, from Lentinus edodes (Berk.) Sing,*

(an Edible Mushroom) / Goro Chihara, Junji Hamuro, Yukiko Y. Maeda, Yoshiko Arai et al. // *Cancer Res.* - 1970. - Vol. 30. - P. 2776-2781.
 6. Mizuno T. A. «*Immimologycal special diets*» - *Agaricus blazei, Ganoderma lucidum, Cordyceps sinensis, Grifora frondosa, and Lentinus edodes* / T. A. Mizuno // *Gendi-shorin.* - Toyko, 1998. - P. 188.
 7. Negi Chandra S. *Yar tsa gumba (Cordyceps sinensis): A call for its sustainable exploitation* / Chandra S. Negi, Prithvi Raj Koranga and Hira Singh Ghinga // *Intern. J. Sustain. Develop. & World Ecol.* - 2006. - Vol. 13. - . 1-8.
 8. *Optimization of Alkaline Extraction of Polysaccharides from Ganoderma lucidum and Their Effect on Immune Function in Mice* / Sheng-Quan Huang, Jin-Wei Li, Zhou Wang et al. // *Molecules.* - 2010. - Vol. 15. - . 3694-3708.

01.11.2013

615.322:543.544:577.175.62

N. Ye. Burda

THE STUDY OF STEROID COMPOUNDS IN SHIITAKE, REISHI, AND CORDYCEPS MU-SHROOMS

Keywords: mushrooms, gas chromatography, steroids.

The study of steroid compounds in shiitake, reishi, and cordyceps mushrooms was carried out by the means of gas chromatography. The qualitative composition of steroids in the mushrooms studied was identical. The steroid compounds dominated quantitatively in the shiitake.